
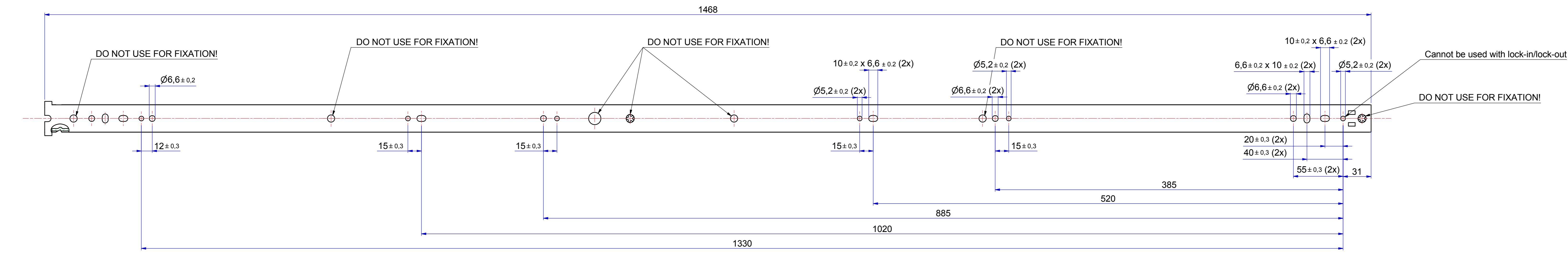
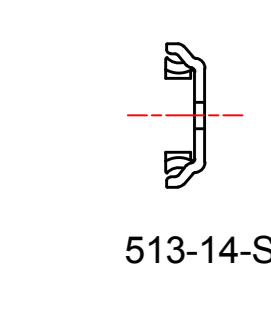
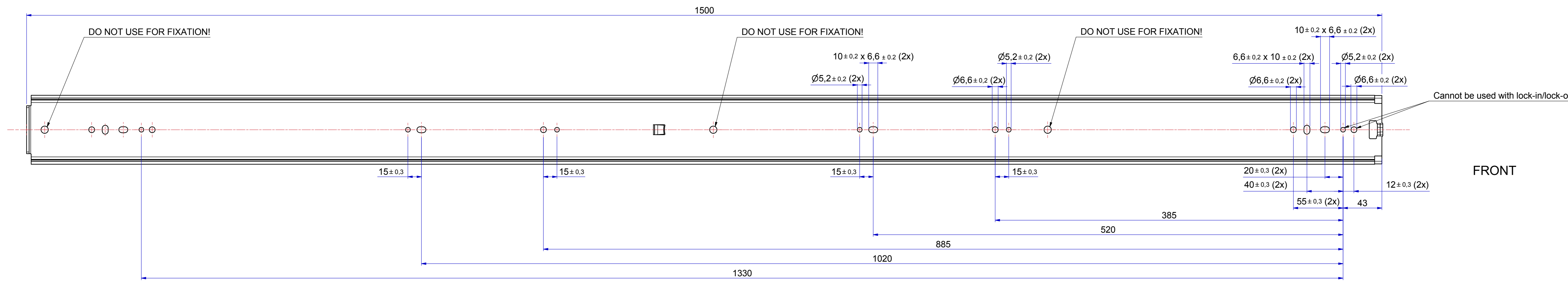
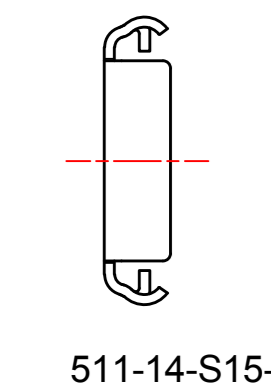
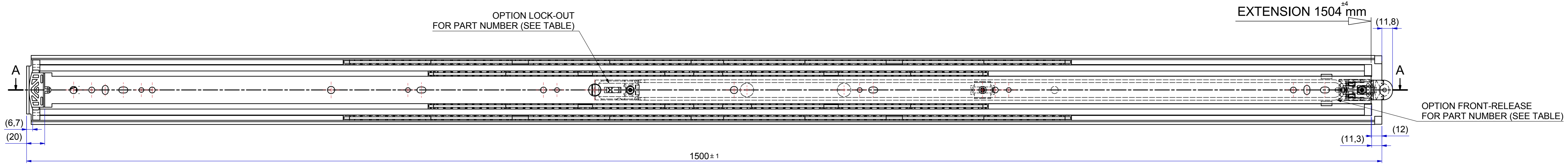
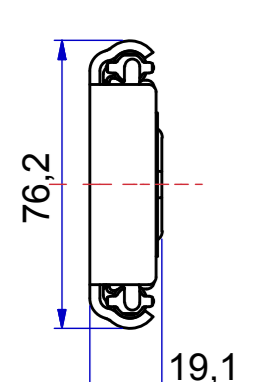


T 1-2 = 671,3 mm
T 2-3 = 832,7 mm



PRODUCTION

RIGHT HAND SLIDE = LEFT HAND SLIDE

Dimensions between marks are guide dimensions.
Thomas Regout Int. B.V. reserves the right to alter non-customer specific specifications without notice

Designer: R. Groen	Gen. Tol. Dim. ± 0,5	Third angle projection	Material
Date: 11-6-2013	Gen. Tol. Angle ± 0,5		Treatment
Approver: Gen. Rougness: Ra	Draw type: Fabrication	Doc. No.: E000012421	
Date:	Units: mm/deg.	Scale: 1 : 2	Type: Model No: E000012422

Description: TR7619 1500 / 1504 (19,1)	Released for Production
Format: A0	Revision: 02
Part Number: 114S15	Item No.: 114-S15

STANDARD	LOCK-IN	LOCK-OUT	LOCK-IN & LOCK-OUT & FRONT-RELEASE
114S15	114S15A	114S15B	114S15D
5			6

Rev	Date	Description	Designer
02	08-10-2015	Modified thickness 18,8 -> 19,1 (A4 scale)	R. Schreurs
01	04-12-2013	Stopstelsysteem l.b.v. front-release gewijzigd	MP
01	12-06-2013	Stopstelsysteem gewijzigd t.b.v. Front-Release	MP