
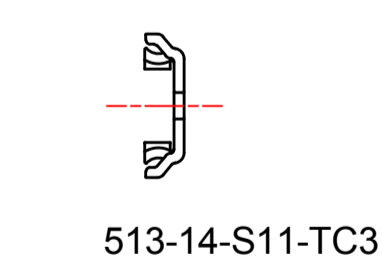
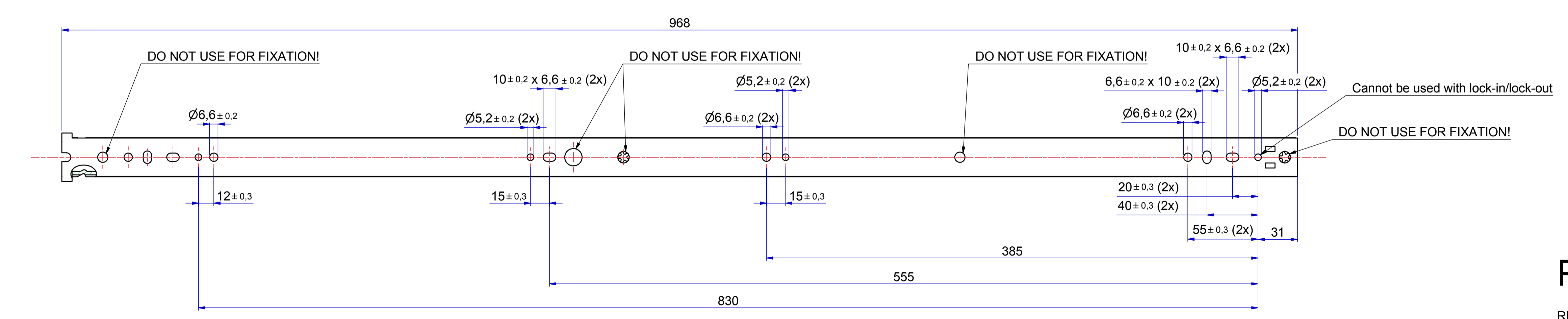
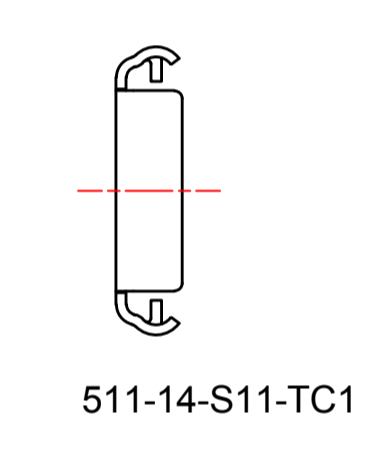
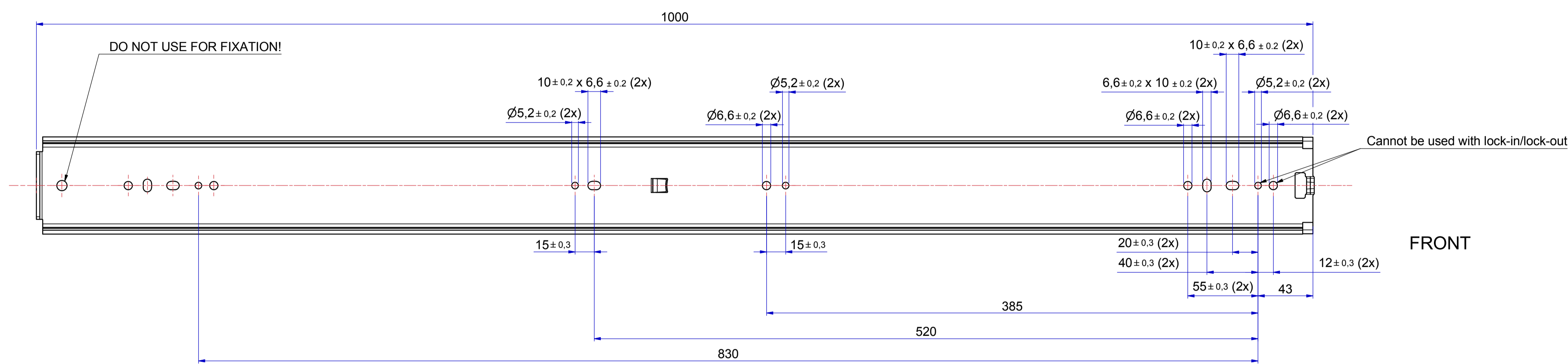
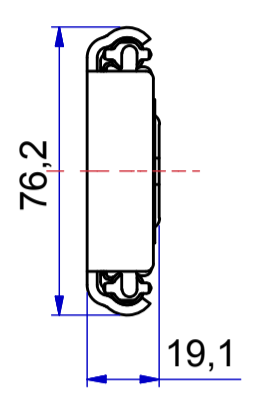
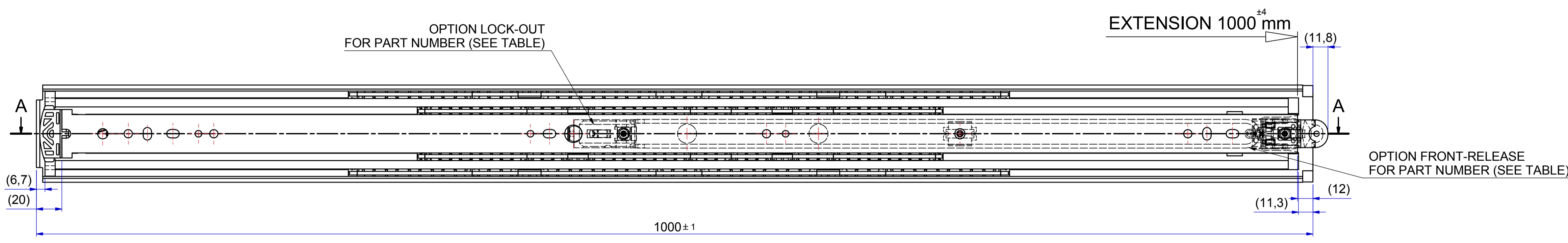


T 1-2 = 459,3 mm
T 2-3 = 540,7 mm



PRODUCTION

RIGHT HAND SLIDE = LEFT HAND SLIDE

Dimensions between marks are guide dimensions.
Thomas Regout Int. B.V. reserves the right to alter non-customer specific specifications without notice

| | | | |
|-------------------|---------------------|------------------------|-----------------------|
| Designer R. Groen | Gen.Tol.Dim. ± 0,5 | Third angle projection | Material |
| Date 11-6-2013 | Gen.Tol.Angle ± 0,5 | | Treatment |
| Approver | Gen.Roughness Ra | | Draw type Fabrication |
| Date | Units mm/deg. | Scale 1 : 2 | Type |
| Description | | Doc.No. E000012406 | Model No. E000012405 |

TR7619 1000 / 1000 (19,1)

| | | | |
|-----------|----------------------------------|------------------|-------------|
| Format A1 | THOMAS REGOUT INTERNATIONAL B.V. | Item No. 114-S11 | Revision 02 |
|-----------|----------------------------------|------------------|-------------|

| Rev | Date | Description | Designer |
|-----|------------|---|------------|
| 02 | 08-10-2015 | Modified thickness 18,9 --> 19,1 (As build) | R.Schreurs |
| 02 | 04-12-2013 | Stopsysteem tov. front-release gewijzigd | MP |
| 01 | 12-06-2013 | Stopsysteem gewijzigd t.b.v. Front-Release | MP |

| PART NUMBER | STANDARD | LOCK-IN | LOCK-OUT | LOCK-IN & LOCK-OUT & FRONT-RELEASE |
|-------------|----------|---------|----------|------------------------------------|
| | 114S11 | 114S11A | 114S11B | 114S11D |