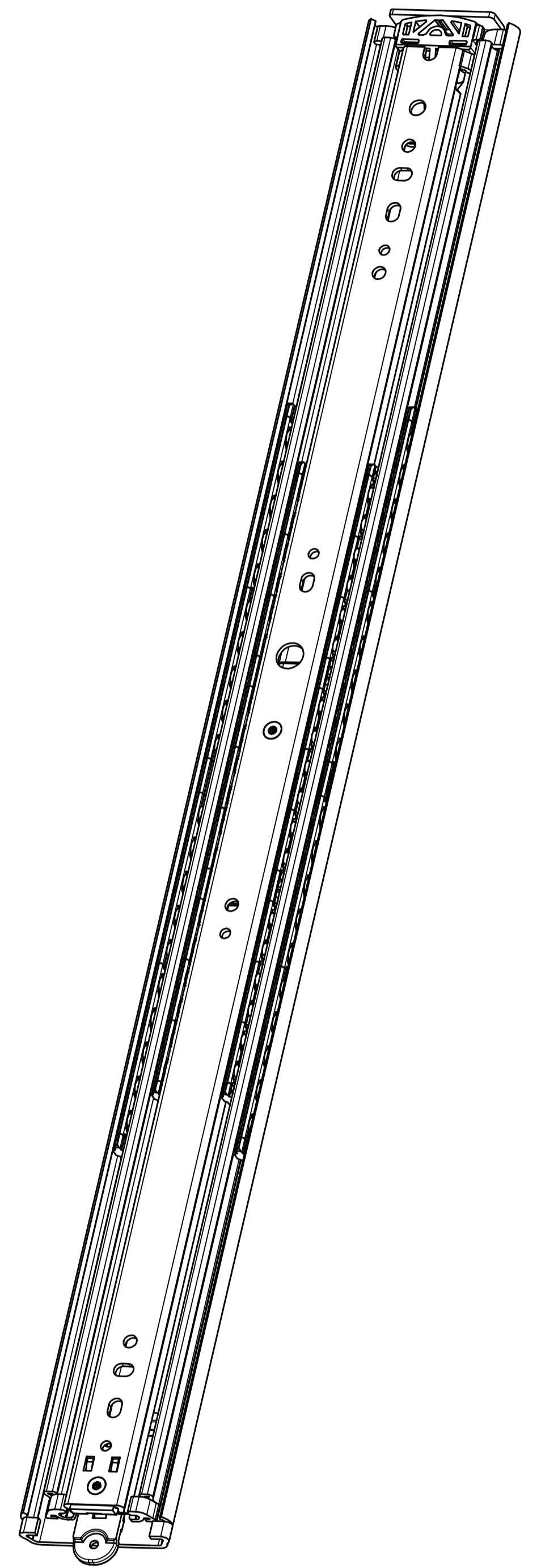
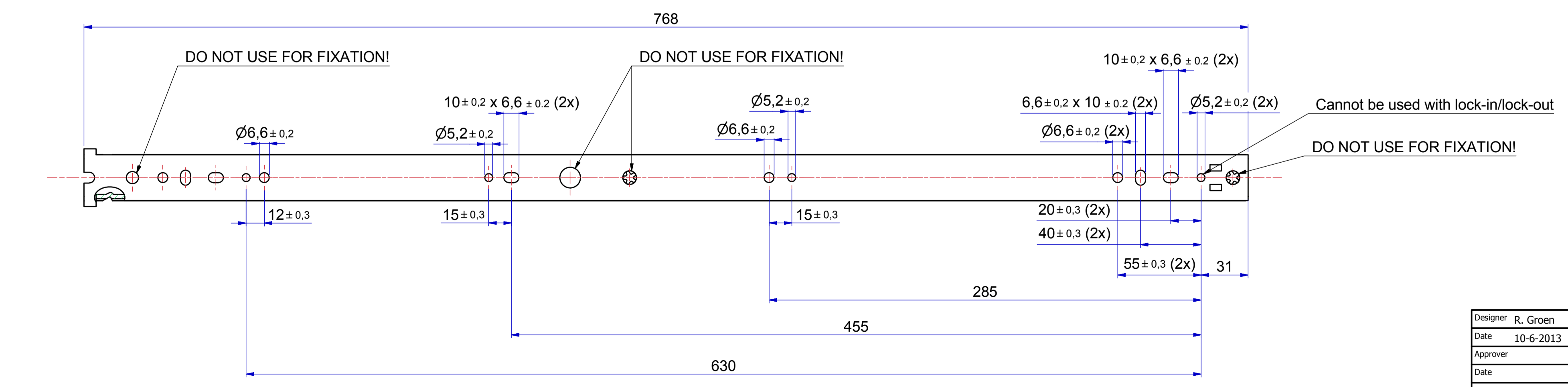
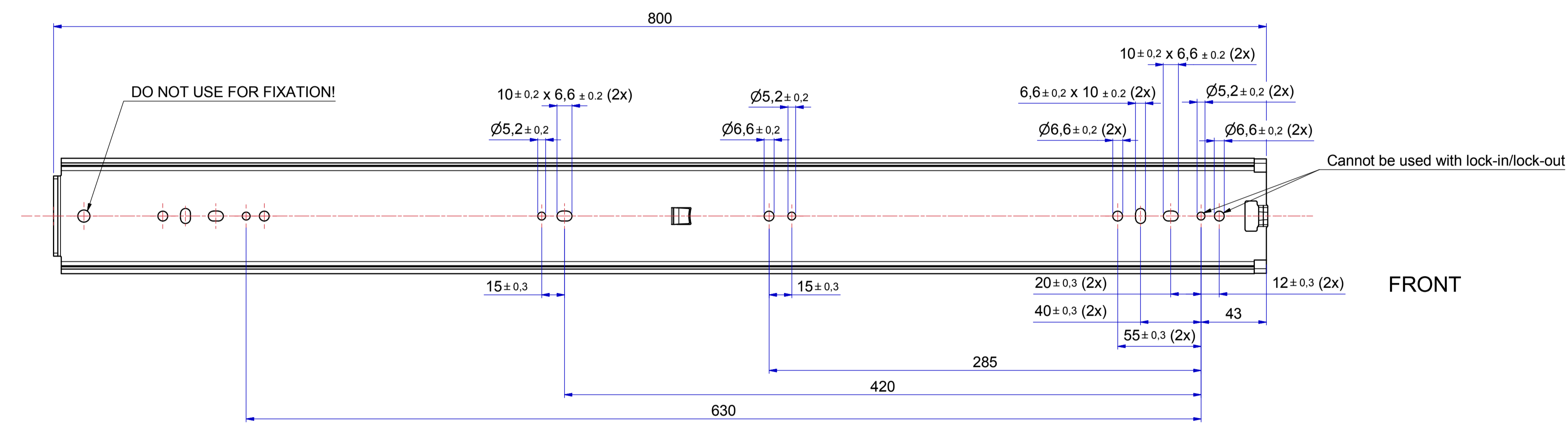
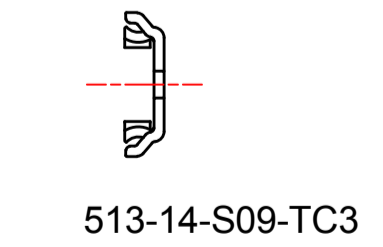
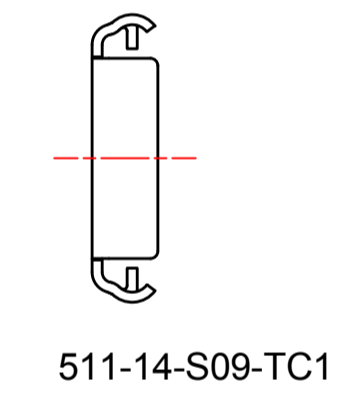
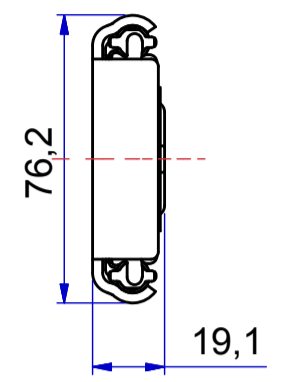
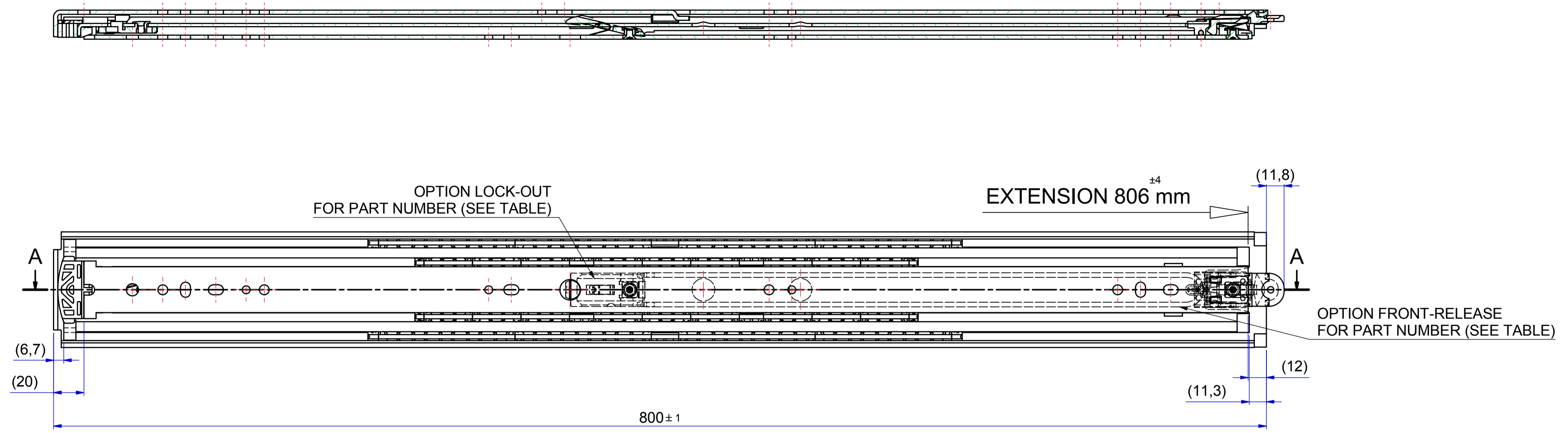


T 1-2 = 385,3 mm
T 2-3 = 420,7 mm

A-A (1:2)



PRODUCTION

RIGHT HAND SLIDE = LEFT HAND SLIDE

Dimensions between marks are guide dimensions.
Thomas Regout Int. B.V. reserves the right to alter non-customer specific specifications without notice

| | | | | | |
|-------------------------|------------|---------------|---------|-------------------------|-----------|
| Designer | R. Groen | Gen.Tol.Dim. | ± 0,5 | Third angle projection | Material |
| Date | 10-6-2013 | Gen.Tol.Angle | ± 0,5 | | Treatment |
| Approver | | Gen.Roughness | Ra | | Draw type |
| Date | 11-06-2013 | Units | mm/deg. | Scale | 1:2 |
| Description | | | | Type | Model No. |
| TR7619 800 / 806 (19,1) | | | | Released for Production | |

| | | | |
|-----|------------|---|------------|
| 02 | 08-10-2015 | Modified thickness 18,9 --> 19,1 (As build) | R.Schreurs |
| 02 | 04-12-2013 | Stopsysteem tov. front-release gewijzigd | MP |
| 01 | 11-06-2013 | Stopsysteem gewijzigd t.b.v. Front-Release | MP |
| Rev | Date | Description | Designer |

| | | | | |
|-------------|----------|---------|----------|------------------------------------|
| | STANDARD | LOCK-IN | LOCK-OUT | LOCK-IN & LOCK-OUT & FRONT-RELEASE |
| PART NUMBER | 114S09 | 114S09A | 114S09B | 114S09D |

| | | | | | | |
|---|----|----------------------------------|----------|---------|----------|----|
| Format | A1 | THOMAS REGOUT INTERNATIONAL B.V. | Item No. | 114-S09 | Revision | 02 |
| © THOMAS REGOUT INTERNATIONAL BV, Industrieweg 40, 6219 NR, Maastricht, The Netherlands, +31 (0)43 351 66 66 All rights are reserved. | | | | | | |