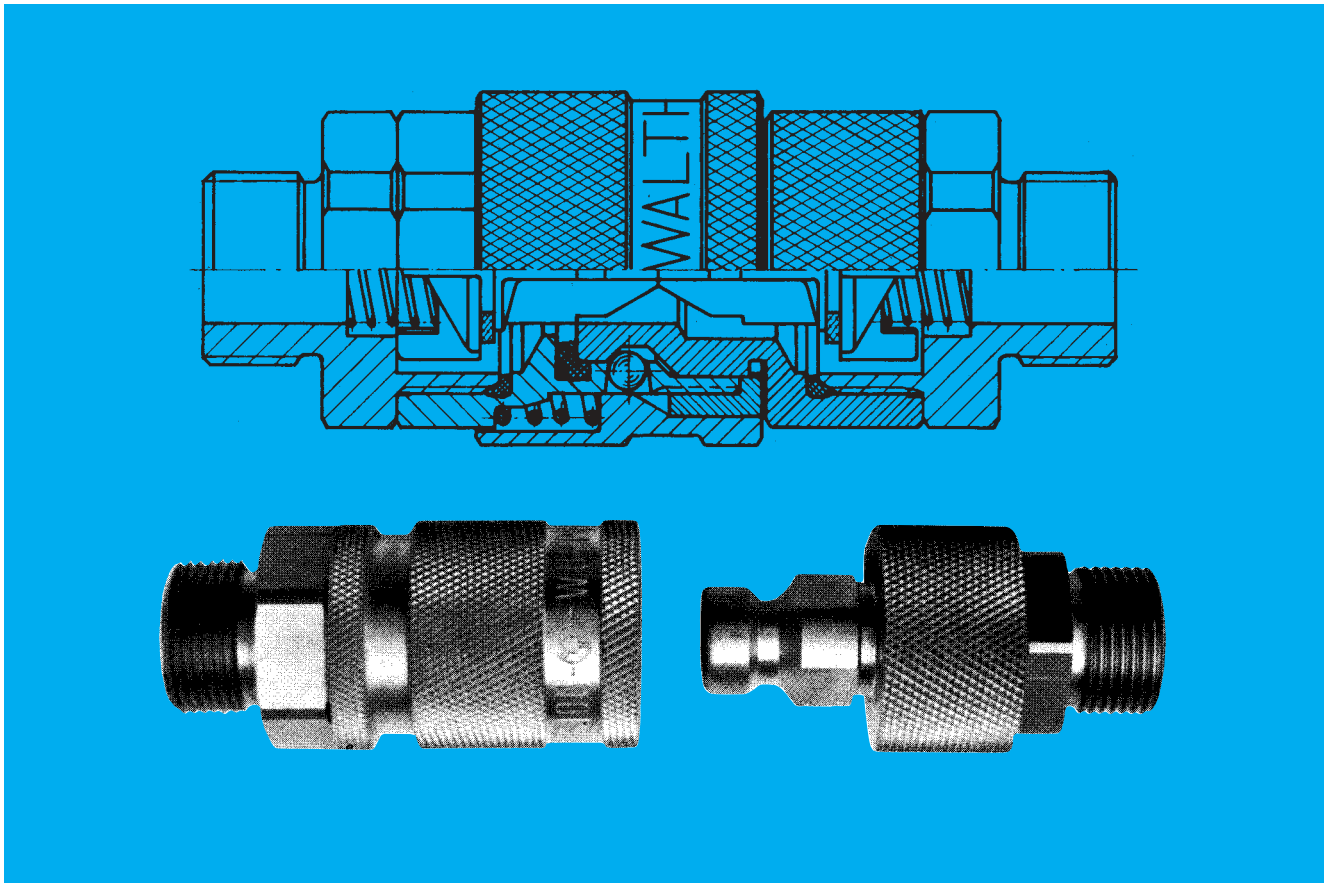


Nom. bore	Type	Max. static working pressure brass and st. st. [bar/psi]		C <sub>v</sub> value		Cross section [mm <sup>2</sup> ]	Page
		for liquids	for gases	both sides self sealing	one side self sealing		
6	UF-006	40 / 580	30 / 435	0.77	1.1	30	42
7	UF-007	40 / 580	25 / 360	1.07	1.4	40	43
12	UF-012	30 / 435	20 / 290	3.25	4.34	120	44
19	UF-019	30 / 435	20 / 290	7.5	11.2	300	45
32	UF-032	30 / 435	10 / 145	23.8	29.4	800	46
Performance diagrams							47 - 48

**Features:** due to the different shape of the guiding parts (triangular, square, round) of coupling and adaptor only coupling halves with equivalent shapes can be connected.  
Further forms – on request.  
Colour or letter marking – on request.

In stainless steel the version is partially smooth instead of knurled.



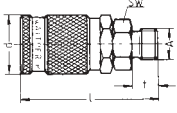
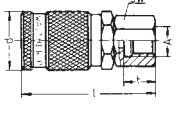
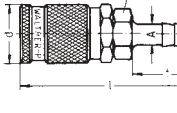
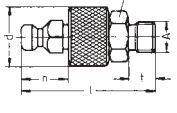
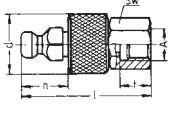
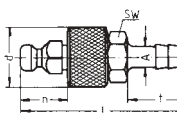
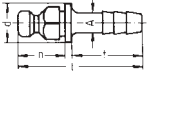
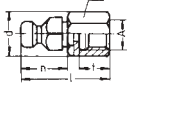
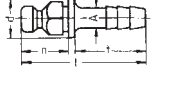
**characteristic features:**  
 ▲...DR = with triangular fitting  
 ■...VI = with square fitting  
 (non-interchangeable versions)  
 special keys on request  
 - stainless steel version 1.4404/1.4571 or similar  
 in smooth variant with gripping grooves instead of knurling  
**optional features:**  
 OV = without valve  
 SI = with additional axial safety lock  
 (outer diameter 29 mm)

**materials:**  
**standard:**  
 21 = brass, passivated  
 22 = brass, chrome plated  
 01 = stainless steel 1.4404/1.4571 or similar  
**special materials:**  
 24 = brass, chem. nickel plated  
 31 = aluminium anodized silver

**seal qualities:**  
 1 = NBR  
 2 = FKM  
 4 = EPDM

Please note the technical data on pages 2 - 7, 47 - 48 and the max. working pressures on page 41

Availability: ● Short ○ Medium ○ Long

	Part No.	Conne- tion A	brass passivated	brass chrome plated	AISI 316 ti/ 1.4571				d	SW	l	t	n	weight [g]
Self sealing couplings	 <p>British standard pipe parallel (BSPP) male thread to DIN ISO 228</p>	UF-006-0-WR013-...-DR	▲ BSPP 1/4"	●	●	○			25	19	58	11		120
		UF-006-0-WR013-...-VI	■ BSPP 1/4"	●	●	○			25	19	58	11		120
		UF-006-0-WR017-...-DR	▲ BSPP 3/8"	●	●	○			25	19	59	12		130
		UF-006-0-WR017-...-VI	■ BSPP 3/8"	●	●	○			25	19	59	12		130
		UF-006-0-WR021-...-DR	▲ BSPP 1/2"	●	●	○			25	22	62	15		150
		UF-006-0-WR021-...-VI	■ BSPP 1/2"	●	●	○			25	22	62	15		150
	 <p>British standard pipe parallel (BSPP) female thread to DIN ISO 228</p>	UF-006-0-WR513-...-DR	▲ BSPP 1/4"	●	●	○			25	19	57	13		120
		UF-006-0-WR513-...-VI	■ BSPP 1/4"	●	●	○			25	19	57	13		120
		UF-006-0-WR517-...-DR	▲ BSPP 3/8"	●	●	○			25	22	58	14		130
		UF-006-0-WR517-...-VI	■ BSPP 3/8"	●	●	○			25	22	58	14		130
	 <p>hose connection</p>	UF-006-0-SL006-...-DR	▲ 6 mm	●	●	○			25	19	72	25		120
		UF-006-0-SL006-...-VI	■ 6 mm	●	●	○			25	19	72	25		120
UF-006-0-SL009-...-DR		▲ 9 mm	●	●	○			25	19	77	30		120	
UF-006-0-SL009-...-VI		■ 9 mm	●	●	○			25	19	77	30		120	
UF-006-0-SL011-...-DR		▲ 11 mm	●	●	○			25	19	77	30		130	
UF-006-0-SL011-...-VI		■ 11 mm	●	●	○			25	19	77	30		130	
UF-006-0-SL013-...-DR		▲ 13 mm	●	●	○			25	19	77	30		140	
UF-006-0-SL013-...-VI		■ 13 mm	●	●	○			25	19	77	30		140	
Self sealing adaptors	 <p>British standard pipe parallel (BSPP) male thread to DIN ISO 228</p>	UF-006-2-WR013-...-DR	▲ BSPP 1/4"	●	●	○			25	19	56	11	20,1	90
		UF-006-2-WR013-...-VI	■ BSPP 1/4"	●	●	○			25	19	56	11	20,1	90
		UF-006-2-WR017-...-DR	▲ BSPP 3/8"	●	●	○			25	19	57	12	20,1	100
		UF-006-2-WR017-...-VI	■ BSPP 3/8"	●	●	○			25	19	57	12	20,1	100
		UF-006-2-WR021-...-DR	▲ BSPP 1/2"	●	●	○			25	22	60	15	20,1	120
		UF-006-2-WR021-...-VI	■ BSPP 1/2"	●	●	○			25	22	60	15	20,1	120
	 <p>British standard pipe parallel (BSPP) female thread to DIN ISO 228</p>	UF-006-2-WR513-...-DR	▲ BSPP 1/4"	●	●	○			25	19	55	13	20,1	95
		UF-006-2-WR513-...-VI	■ BSPP 1/4"	●	●	○			25	19	55	13	20,1	95
		UF-006-2-WR517-...-DR	▲ BSPP 3/8"	●	●	○			25	22	56	14	20,1	100
		UF-006-2-WR517-...-VI	■ BSPP 3/8"	●	●	○			25	22	56	14	20,1	100
	 <p>hose connection</p>	UF-006-2-SL006-...-DR	▲ 6 mm	●	●	○			25	19	70	25	20,1	85
		UF-006-2-SL006-...-VI	■ 6 mm	●	●	○			25	19	70	25	20,1	85
UF-006-2-SL009-...-DR		▲ 9 mm	●	●	○			25	19	75	30	20,1	90	
UF-006-2-SL009-...-VI		■ 9 mm	●	●	○			25	19	75	30	20,1	90	
UF-006-2-SL011-...-DR		▲ 11 mm	●	●	○			25	19	75	30	20,1	95	
UF-006-2-SL011-...-VI		■ 11 mm	●	●	○			25	19	75	30	20,1	95	
UF-006-2-SL013-...-DR		▲ 13 mm	●	●	○			25	19	75	30	20,1	110	
UF-006-2-SL013-...-VI		■ 13 mm	●	●	○			25	19	75	30	20,1	110	
Thru type adaptors	 <p>British standard pipe parallel (BSPP) male thread to DIN ISO 228</p>	UF-006-1-WR013-...-DR	▲ BSPP 1/4"	○	○	○			18,9	17	37,5	11	20,1	29
		UF-006-1-WR013-...-VI	■ BSPP 1/4"	○	○	○			18,9	17	37,5	11	20,1	29
		UF-006-1-WR017-...-DR	▲ BSPP 3/8"	○	○	○			21	19	38,5	12	20,1	41
		UF-006-1-WR017-...-VI	■ BSPP 3/8"	○	○	○			21	19	38,5	12	20,1	41
	 <p>British standard pipe parallel (BSPP) female thread to DIN ISO 228</p>	UF-006-1-WR513-...-DR	▲ BSPP 1/4"	○	○	○			18,9	17	37,5	13	20,1	31
		UF-006-1-WR513-...-VI	■ BSPP 1/4"	○	○	○			18,9	17	37,5	13	20,1	31
	 <p>hose connection</p>	UF-006-1-SL006-...-DR	▲ 6 mm	●	○	○			16		48,5	25	20,1	20
		UF-006-1-SL006-...-VI	■ 6 mm	●	○	○			16		48,5	25	20,1	20
		UF-006-1-SL009-...-DR	▲ 9 mm	●	○	○			16		53,5	30	20,1	25
		UF-006-1-SL009-...-VI	■ 9 mm	●	○	○			16		53,5	30	20,1	25
		UF-006-1-SL011-...-DR	▲ 11 mm	●	○	○			16		53,5	30	20,1	32
		UF-006-1-SL011-...-VI	■ 11 mm	●	○	○			16		53,5	30	20,1	32

**characteristic features:**  
 ▲...DR = with triangular fitting  
 ■...VI = with square fitting  
 (non-interchangeable versions)  
 special keys on request

**materials:**  
**standard:**  
 21 = brass, passivated  
 22 = brass, chrome plated  
 01 = stainless steel 1.4404/1.4571 or similar

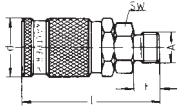
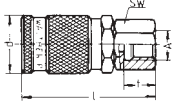
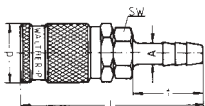
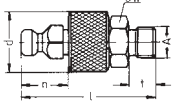
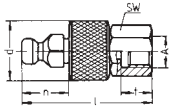
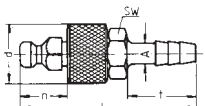
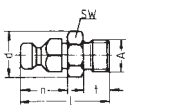
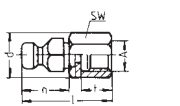
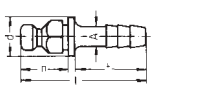
**seal qualities:**  
 1 = NBR  
 2 = FKM  
 4 = EPDM

**optional features:**  
 OV = without valve  
 SI = with additional axial safety lock  
 (outer diameter 34 mm)

**special materials:**  
 24 = brass, chem. nickel plated

Please note the technical data on pages 2 - 7, 47 - 48 and the max. working pressures on page 41

Availability: ● Short    ● Medium    ○ Long

	Part No.	Con- nection A	brass passivated	brass chrome plated	AISI 316 Ti/ 1.4571	d	SW	l	t	n	weight [g]
Self sealing couplings	 <p>British standard pipe parallel (BSPP) male thread to DIN ISO 228</p>	UF-007-0-WR017-...-DR ▲	BSPP 3/8"	●	●	30	24	68	12		210
		UF-007-0-WR017-...-VI ■	BSPP 3/8"	●	●	30	24	68	12		210
		UF-007-0-WR021-...-DR ▲	BSPP 1/2"	●	○	30	24	71	15		230
		UF-007-0-WR021-...-VI ■	BSPP 1/2"	●	○	30	24	71	15		230
	 <p>British standard pipe parallel (BSPP) female thread to DIN ISO 228</p>	UF-007-0-WR517-...-DR ▲	BSPP 3/8"	●	●	30	24	68	14		230
		UF-007-0-WR517-...-VI ■	BSPP 3/8"	●	●	30	24	68	14		230
		UF-007-0-WR521-...-DR ▲	BSPP 1/2"	●	○	30	27	71	17		240
		UF-007-0-WR521-...-VI ■	BSPP 1/2"	●	○	30	27	71	17		240
	 <p>hose connection</p>	UF-007-0-SL009-...-DR ▲	9 mm	○	○	30	24	86	30		210
		UF-007-0-SL009-...-VI ■	9 mm	○	○	30	24	86	30		210
		UF-007-0-SL011-...-DR ▲	11 mm	○	○	30	24	86	30		210
		UF-007-0-SL011-...-VI ■	11 mm	○	○	30	24	86	30		210
UF-007-0-SL013-...-DR ▲		13 mm	●	●	30	24	86	30		220	
UF-007-0-SL013-...-VI ■		13 mm	●	●	30	24	86	30		220	
Self sealing adaptors	 <p>British standard pipe parallel (BSPP) male thread to DIN ISO 228</p>	UF-007-2-WR017-...-DR ▲	BSPP 3/8"	●	●	30	24	67,5	12	23,5	170
		UF-007-2-WR017-...-VI ■	BSPP 3/8"	●	●	30	24	67,5	12	23,5	170
		UF-007-2-WR021-...-DR ▲	BSPP 1/2"	●	○	30	24	70,5	15	23,5	190
		UF-007-2-WR021-...-VI ■	BSPP 1/2"	●	○	30	24	70,5	15	23,5	190
	 <p>British standard pipe parallel (BSPP) female thread to DIN ISO 228</p>	UF-007-2-WR517-...-DR ▲	BSPP 3/8"	●	●	30	24	67,5	14	23,5	180
		UF-007-2-WR517-...-VI ■	BSPP 3/8"	●	●	30	24	67,5	14	23,5	180
		UF-007-2-WR521-...-DR ▲	BSPP 1/2"	●	○	30	27	70,5	17	23,5	200
		UF-007-2-WR521-...-VI ■	BSPP 1/2"	●	○	30	27	70,5	17	23,5	200
	 <p>hose connection</p>	UF-007-2-SL009-...-DR ▲	9 mm	○	○	30	24	85,5	30	23,5	170
		UF-007-2-SL009-...-VI ■	9 mm	○	○	30	24	85,5	30	23,5	170
		UF-007-2-SL011-...-DR ▲	11 mm	○	○	30	24	85,5	30	23,5	170
		UF-007-2-SL011-...-VI ■	11 mm	○	○	30	24	85,5	30	23,5	170
UF-007-2-SL013-...-DR ▲		13 mm	●	●	30	24	85,5	30	23,5	180	
UF-007-2-SL013-...-VI ■		13 mm	●	●	30	24	85,5	30	23,5	180	
Thru type adaptors	 <p>British standard pipe parallel (BSPP) male thread to DIN ISO 228</p>	UF-007-1-WR017-...-DR ▲	BSPP 3/8"	○	○	21	19	41,5	12	23,5	48
		UF-007-1-WR017-...-VI ■	BSPP 3/8"	○	○	21	19	41,5	12	23,5	48
	 <p>British standard pipe parallel (BSPP) female thread to DIN ISO 228</p>	UF-007-1-WR517-...-DR ▲	BSPP 3/8"	○	○	24	22	43	14	23,5	60
		UF-007-1-WR517-...-VI ■	BSPP 3/8"	○	○	24	22	43	14	23,5	60
	 <p>hose connection</p>	UF-007-1-SL009-...-DR ▲	9 mm	○	○	18		57,5	30	23,5	31
		UF-007-1-SL009-...-VI ■	9 mm	○	○	18		57,5	30	23,5	31
		UF-007-1-SL011-...-DR ▲	11 mm	○	○	18		57,5	30	23,5	41
		UF-007-1-SL011-...-VI ■	11 mm	○	○	18		57,5	30	23,5	41
		UF-007-1-SL013-...-DR ▲	13 mm	○	○	18		57,5	30	23,5	50
		UF-007-1-SL013-...-VI ■	13 mm	○	○	18		57,5	30	23,5	50

**characteristic features:**  
 ▲...DR = with triangular fitting  
 ■...VI = with square fitting  
 (non-interchangeable versions)  
 special keys on request

**materials:**  
**standard:**  
 21 = brass, passivated  
 22 = brass, chrome plated  
 01 = stainless steel 1.4404/1.4571 or similar

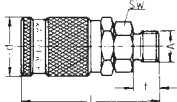
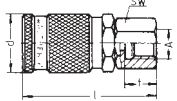
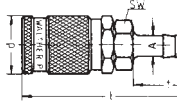
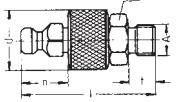
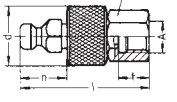
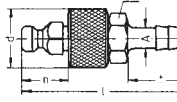
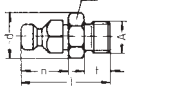
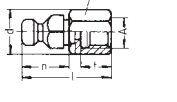
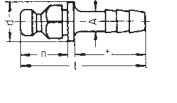
**seal qualities:**  
 1 = NBR  
 2 = FKM  
 4 = EPDM

**optional features:**  
 OV = without valve  
 SI = with additional axial safety lock  
 (outer diameter 44 mm)

**special materials:**  
 24 = brass, chem. nickel plated

Please note the technical data on pages 2 - 7, 47 - 48 and the max. working pressures on page 41

Availability: ● Short ○ Medium ○ Long

	Part No.	Conne- tion A	brass passivated	brass chrome plated	AISI 316 Ti/ 1.4571				d	SW	l	t	n	weight [g]
<b>Self sealing couplings</b>	 <p>British standard pipe parallel (BSPP) male thread to DIN ISO 228</p>	UF-012-0-WR021-...-DR ▲	BSP 1/2"	●	○	○		40	32	82	15		410	
		UF-012-0-WR021-...-VI ■	BSP 1/2"	●	○	○		40	32	82	15		410	
		UF-012-0-WR026-...-DR ▲	BSP 3/4"	●	○	○		40	32	84	17		440	
		UF-012-0-WR026-...-VI ■	BSP 3/4"	●	○	○		40	32	84	17		440	
		UF-012-0-WR033-...-DR ▲	BSP 1"	○	○	○		40	36	88	20		510	
		UF-012-0-WR033-...-VI ■	BSP 1"	○	○	○		40	36	88	20		510	
<b>Self sealing couplings</b>	 <p>British standard pipe parallel (BSPP) female thread to DIN ISO 228</p>	UF-012-0-WR521-...-DR ▲	BSP 1/2"	●	○	○		40	32	81	17		450	
		UF-012-0-WR521-...-VI ■	BSP 1/2"	●	○	○		40	32	81	17		450	
		UF-012-0-WR526-...-DR ▲	BSP 3/4"	●	●	○		40	32	83	19		430	
		UF-012-0-WR526-...-VI ■	BSP 3/4"	●	●	○		40	32	83	19		430	
<b>Self sealing couplings</b>	 <p>hose connection</p>	UF-012-0-SL016-...-DR ▲	16 mm	●	○	○		40	32	102	35		420	
		UF-012-0-SL016-...-VI ■	16 mm	●	○	○		40	32	102	35		420	
		UF-012-0-SL019-...-DR ▲	19 mm	●	○	○		40	32	102	35		440	
		UF-012-0-SL019-...-VI ■	19 mm	●	○	○		40	32	102	35		440	
<b>Self sealing adaptors</b>	 <p>British standard pipe parallel (BSPP) male thread to DIN ISO 228</p>	UF-012-2-WR021-...-DR ▲	BSP 1/2"	●	○	○		40	32	80	15	29,5	330	
		UF-012-2-WR021-...-VI ■	BSP 1/2"	●	○	○		40	32	80	15	29,5	330	
		UF-012-2-WR026-...-DR ▲	BSP 3/4"	●	○	○		40	32	82	17	29,5	360	
		UF-012-2-WR026-...-VI ■	BSP 3/4"	●	○	○		40	32	82	17	29,5	360	
		UF-012-2-WR033-...-DR ▲	BSP 1"	○	○	○		40	36	86	20	29,5	320	
	 <p>British standard pipe parallel (BSPP) female thread to DIN ISO 228</p>	UF-012-2-WR521-...-DR ▲	BSP 1/2"	●	○	○		40	32	79	17	29,5	360	
		UF-012-2-WR521-...-VI ■	BSP 1/2"	●	○	○		40	32	79	17	29,5	360	
		UF-012-2-WR526-...-DR ▲	BSP 3/4"	●	●	○		40	32	81	19	29,5	340	
		UF-012-2-WR526-...-VI ■	BSP 3/4"	●	●	○		40	32	81	19	29,5	340	
		 <p>hose connection</p>	UF-012-2-SL016-...-DR ▲	16 mm	●	○	○		40	32	100	35	29,5	340
UF-012-2-SL016-...-VI ■	16 mm		●	○	○		40	32	100	35	29,5	340		
UF-012-2-SL019-...-DR ▲	19 mm		●	○	○		40	32	100	35	29,5	360		
UF-012-2-SL019-...-VI ■	19 mm		●	○	○		40	32	100	35	29,5	360		
<b>Thru type adaptors</b>	 <p>British standard pipe parallel (BSPP) male thread to DIN ISO 228</p>	UF-012-1-WR021-...-DR ▲	BSP 1/2"	○	○	○		30	27	52,5	15	29,5	110	
		UF-012-1-WR021-...-VI ■	BSP 1/2"	○	○	○		30	27	52,5	15	29,5	110	
	 <p>British standard pipe parallel (BSPP) female thread to DIN ISO 228</p>	UF-012-1-WR521-...-DR ▲	BSP 1/2"	○	○	○		33,5	30	52,5	17	29,5	150	
		UF-012-1-WR521-...-VI ■	BSP 1/2"	○	○	○		33,5	30	52,5	17	29,5	150	
	 <p>hose connection</p>	UF-012-1-SL016-...-DR ▲	16 mm	○	○	○		25		68,5	35	29,5	95	
		UF-012-1-SL016-...-VI ■	16 mm	○	○	○		25		68,5	35	29,5	95	

**characteristic features:**  
 ▲...DR = with triangular fitting  
 ■...VI = with square fitting  
 (non-interchangeable versions)  
 special keys on request

**materials:**  
**standard:**  
 21 = brass, passivated  
 22 = brass, chrome plated  
 01 = stainless steel 1.4404/1.4571 or similar

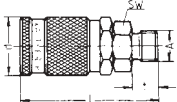
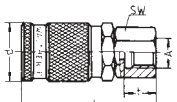
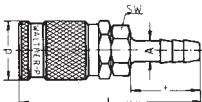
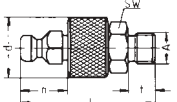
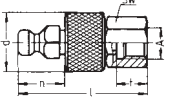
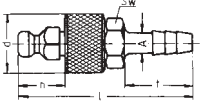
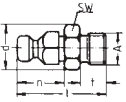
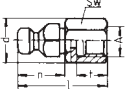
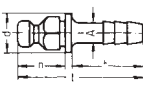
**seal qualities:**  
 1 = NBR  
 2 = FKM  
 4 = EPDM

**optional features:**  
 OV = without valve  
 SI = with additional axial safety lock  
 (outer diameter 62 mm)

**special materials:**  
 24 = brass, chem. nickel plated

Please note the technical data on pages 2 - 7, 47 - 48 and the max. working pressures on page 41

Availability: ● Short    ● Medium    ○ Long

	Part No.	Con- nection A	brass passivated	brass chrome plated	AlSi 316 Ti/ 1.4571	d	SW	l	t	n	weight [g]		
												▲	■
Self sealing couplings	 <p>British standard pipe parallel (BSPP) male thread to DIN ISO 228</p>	UF-019-0-WR026-...-DR	▲	BSPP 3/4"	●	○	○	60	46	100	17	1080	
		UF-019-0-WR026-...-VI	■	BSPP 3/4"	●	○	○	60	46	100	17	1080	
		UF-019-0-WR033-...-DR	▲	BSPP 1"	●	○	○	60	46	103	20	1110	
		UF-019-0-WR033-...-VI	■	BSPP 1"	●	○	○	60	46	103	20	1110	
	 <p>British standard pipe parallel (BSPP) female thread to DIN ISO 228</p>	UF-019-0-WR526-...-DR	▲	BSPP 3/4"	●	○	○	60	46	94	19	1130	
		UF-019-0-WR526-...-VI	■	BSPP 3/4"	●	○	○	60	46	94	19	1130	
		UF-019-0-WR533-...-DR	▲	BSPP 1"	●	○	○	60	46	98	23	1120	
		UF-019-0-WR533-...-VI	■	BSPP 1"	●	○	○	60	46	98	23	1120	
	 <p>hose connection</p>	UF-019-0-SL019-...-DR	▲	19 mm	●	○	○	60	46	118	35	1110	
		UF-019-0-SL019-...-VI	■	19 mm	●	○	○	60	46	118	35	1110	
		UF-019-0-SL025-...-DR	▲	25 mm	●	○	○	60	46	123	40	1170	
		UF-019-0-SL025-...-VI	■	25 mm	●	○	○	60	46	123	40	1170	
UF-019-0-SL028-...-DR		▲	28 mm	●	○	○	60	46	128	45	1200		
UF-019-0-SL028-...-VI		■	28 mm	●	○	○	60	46	128	45	1200		
Self sealing adaptors	 <p>British standard pipe parallel (BSPP) male thread to DIN ISO 228</p>	UF-019-2-WR026-...-DR	▲	BSPP 3/4"	●	○	○	54	46	96	17	32,5	760
		UF-019-2-WR026-...-VI	■	BSPP 3/4"	●	○	○	54	46	96	17	32,5	760
		UF-019-2-WR033-...-DR	▲	BSPP 1"	●	○	○	54	46	99	20	32,5	790
		UF-019-2-WR033-...-VI	■	BSPP 1"	●	○	○	54	46	99	20	32,5	790
	 <p>British standard pipe parallel (BSPP) female thread to DIN ISO 228</p>	UF-019-2-WR526-...-DR	▲	BSPP 3/4"	●	○	○	54	46	90	19	32,5	830
		UF-019-2-WR526-...-VI	■	BSPP 3/4"	●	○	○	54	46	90	19	32,5	830
		UF-019-2-WR533-...-DR	▲	BSPP 1"	●	○	○	54	46	94	23	32,5	760
		UF-019-2-WR533-...-VI	■	BSPP 1"	●	○	○	54	46	94	23	32,5	760
	 <p>hose connection</p>	UF-019-2-SL019-...-DR	▲	19 mm	●	○	○	54	46	114	35	32,5	790
		UF-019-2-SL019-...-VI	■	19 mm	●	○	○	54	46	114	35	32,5	790
		UF-019-2-SL025-...-DR	▲	25 mm	●	○	○	54	46	119	40	32,5	860
		UF-019-2-SL025-...-VI	■	25 mm	●	○	○	54	46	119	40	32,5	860
UF-019-2-SL028-...-DR		▲	28 mm	●	○	○	54	46	124	45	32,5	890	
UF-019-2-SL028-...-VI		■	28 mm	●	○	○	54	46	124	45	32,5	890	
Thru type adaptors	 <p>British standard pipe parallel (BSPP) male thread to DIN ISO 228</p>	UF-019-1-WR026-...-DR	▲	BSPP 3/4"	○	○	○	45,5	41	59,5	17	32,5	280
		UF-019-1-WR026-...-VI	■	BSPP 3/4"	○	○	○	45,5	41	59,5	17	32,5	280
	 <p>British standard pipe parallel (BSPP) female thread to DIN ISO 228</p>	UF-019-1-WR533-...-DR	▲	BSPP 1"	○	○	○	45,5	41	61,5	23	32,5	310
		UF-019-1-WR533-...-VI	■	BSPP 1"	○	○	○	45,5	41	61,5	23	32,5	310
	 <p>hose connection</p>	UF-019-1-SL025-...-DR	▲	25 mm	○	○	○	38	81	40	32,5	270	
		UF-019-1-SL025-...-VI	■	25 mm	○	○	○	38	81	40	32,5	270	

**characteristic features:**  
 ▲...DR = with triangular fitting  
 ■...VI = with square fitting  
 (non-interchangeable versions)  
 special keys on request

**materials:**  
**standard:**  
 21 = brass, passivated  
 22 = brass, chrome plated  
 01 = stainless steel 1.4404/1.4571 or similar

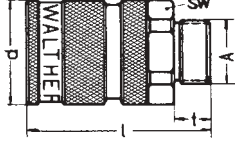
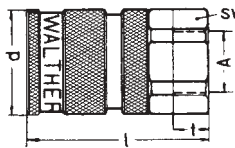
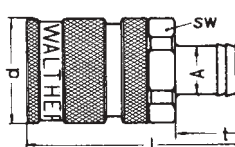
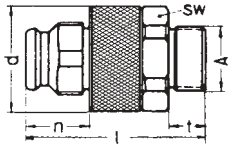
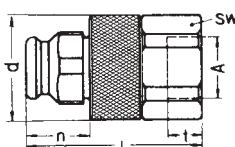
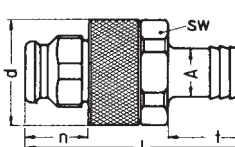
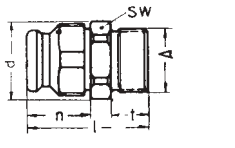
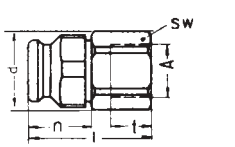
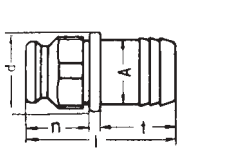
**seal qualities:**  
 1 = NBR  
 2 = FKM  
 4 = EPDM

**optional features:**  
 GG = with ring grips (cast aluminium)  
 OV = without valve  
 SI = with additional axial safety lock  
 (outer diameter 89 mm)

**special materials:**  
 24 = brass, chem. nickel plated

Please note the technical data on pages 2 - 7, 47 - 48 and the max. working pressures on page 41

Availability: ● Short ○ Medium ○ Long

	Part No.	Con- nection A	brass passivated	brass chrome plated	AISI 316 Ti/ 1.4571					d	SW	l	t	n	weight [g]	
<b>Self sealing couplings</b>	 <p>British standard pipe parallel (BSPP) male thread to DIN ISO 228</p>	UF-032-0-WR048-...-DR	▲ BSPP 1 1/2"	●	○	○			82	75	139	22			3290	
		UF-032-0-WR048-...-VI	■ BSPP 1 1/2"	○	○	○			82	75	139	22				3290
		UF-032-0-WR060-...-DR	▲ BSPP 2"	○	○	○			82	75	143	26				3510
		UF-032-0-WR060-...-VI	■ BSPP 2"	○	○	○			82	75	143	26				3510
	 <p>British standard pipe parallel (BSPP) female thread to DIN ISO 228</p>	UF-032-0-WR548-...-DR	▲ BSPP 1 1/2"	●	○	○			82	75	126	25				3280
		UF-032-0-WR548-...-VI	■ BSPP 1 1/2"	○	○	○			82	75	126	25				3280
		UF-032-0-WR560-...-DR	▲ BSPP 2"	○	○	○			82	75	130	29				3130
		UF-032-0-WR560-...-VI	■ BSPP 2"	○	○	○			82	75	130	29				3130
	 <p>hose connection</p>	UF-032-0-SL042-...-DR	▲ 42 mm	○	○	○			82	75	178	61				3460
		UF-032-0-SL042-...-VI	■ 42 mm	○	○	○			82	75	178	61				3460
		UF-032-0-SL053-...-DR	▲ 53 mm	○	○	○			82	75	182	70				3840
		UF-032-0-SL053-...-VI	■ 53 mm	○	○	○			82	75	182	70				3840
<b>Self sealing adaptors</b>	 <p>British standard pipe parallel (BSPP) male thread to DIN ISO 228</p>	UF-032-2-WR048-...-DR	▲ BSPP 1 1/2"	●	○	○			82	75	135,5	22	39		2750	
		UF-032-2-WR048-...-VI	■ BSPP 1 1/2"	○	○	○			82	75	135,5	22	39			2750
		UF-032-2-WR060-...-DR	▲ BSPP 2"	○	○	○			82	75	139,5	26	39			2980
		UF-032-2-WR060-...-VI	■ BSPP 2"	○	○	○			82	75	139,5	26	39			2980
	 <p>British standard pipe parallel (BSPP) female thread to DIN ISO 228</p>	UF-032-2-WR548-...-DR	▲ BSPP 1 1/2"	●	○	○			82	75	122,5	25	39			2740
		UF-032-2-WR548-...-VI	■ BSPP 1 1/2"	○	○	○			82	75	122,5	25	39			2740
		UF-032-2-WR560-...-DR	▲ BSPP 2"	○	○	○			82	75	126,5	29	39			2600
		UF-032-2-WR560-...-VI	■ BSPP 2"	○	○	○			82	75	126,5	29	39			2600
	 <p>hose connection</p>	UF-032-2-SL042-...-DR	▲ 42 mm	○	○	○			82	75	174,5	61	39			2940
		UF-032-2-SL042-...-VI	■ 42 mm	○	○	○			82	75	174,5	61	39			2940
		UF-032-2-SL053-...-DR	▲ 53 mm	○	○	○			82	75	178,5	70	39			3320
		UF-032-2-SL053-...-VI	■ 53 mm	○	○	○			82	75	178,5	70	39			3320
<b>Thru type adaptors</b>	 <p>British standard pipe parallel (BSPP) male thread to DIN ISO 228</p>	UF-032-1-WR048-...-DR	▲ BSPP 1 1/2"	○	○	○			61,3	55	74,5	22	39		680	
		UF-032-1-WR048-...-VI	■ BSPP 1 1/2"	○	○	○			61,3	55	74,5	22	39			680
	 <p>British standard pipe parallel (BSPP) female thread to DIN ISO 228</p>	UF-032-1-WR548-...-DR	▲ BSPP 1 1/2"	○	○	○			66,5	60	72	25	39		720	
		UF-032-1-WR548-...-VI	■ BSPP 1 1/2"	○	○	○			66,5	60	72	25	39			720
	 <p>hose connection</p>	UF-032-1-SL042-...-DR	▲ 42 mm	○	○	○			60		108	61	39		730	
		UF-032-1-SL042-...-VI	■ 42 mm	○	○	○			60		108	61	39			730

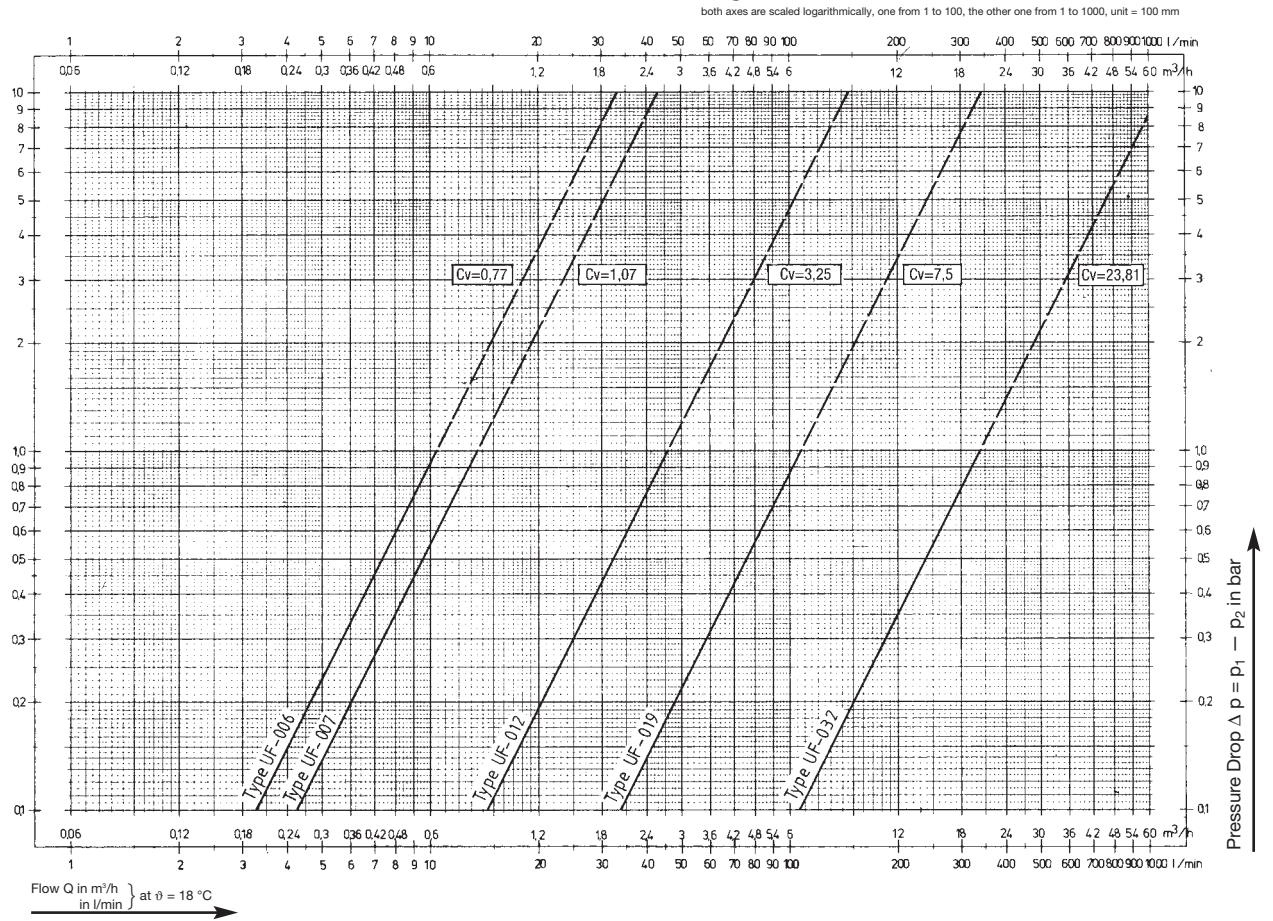
Non-interchangeable version

Measurement of flow coefficients Cv according to DIN EN 60534

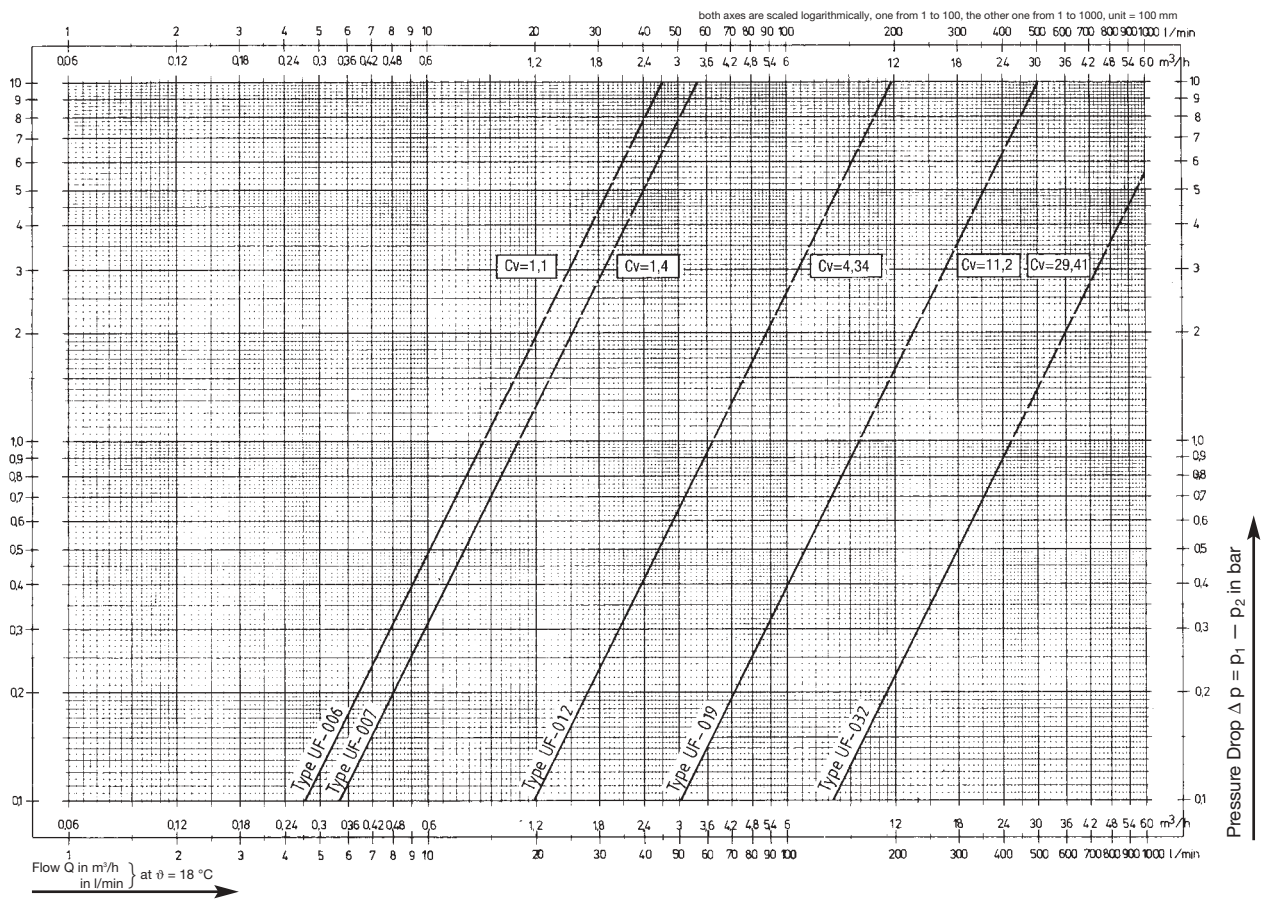
Flow speeds of 8 m/sec should not be exceeded

1 bar = 14,5 PSI

### Both sides self sealing



### One side self sealing



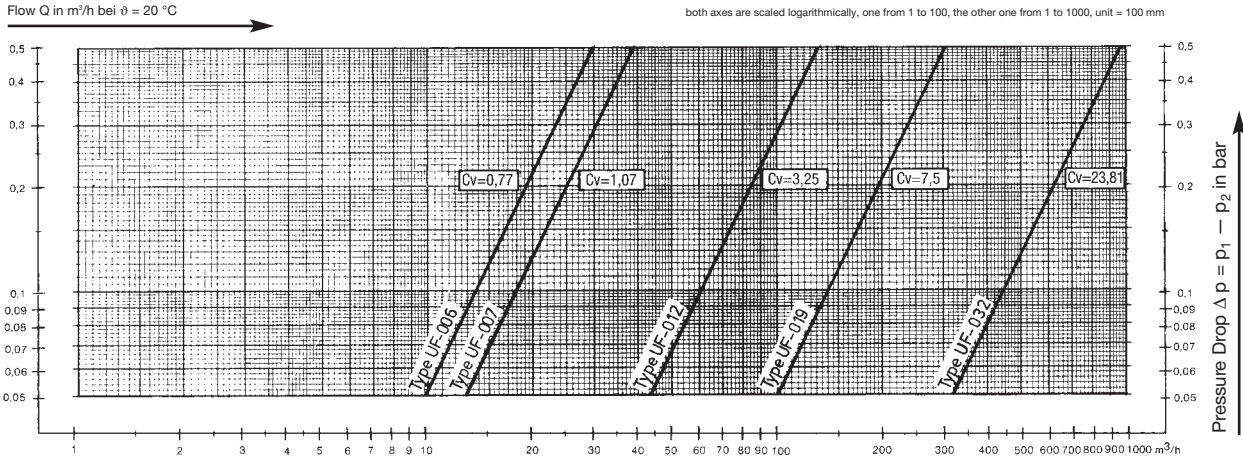
Non-interchangeable version

Measurement of flow coefficients  $C_v$  according to DIN EN 60534

Working pressure 6 bar gauge pressure

1 bar = 14,5 PSI

### Both sides self sealing



### One side self sealing

