


Nom. bore	Type	Material pressure at 20° C	Max. static working		C _v value		Cross section [mm ²]	Page
			both sides [bar]	one side [psi]	both sides self sealing	one side self sealing		
6	KL-006	polyamide 11/12 grey (PA)	12	170	0.73	1.0	30	36
12	KL-012	polyacetal grey (POM)	10	145	2.32	3.1	120	37
30	KL-030	polyacetal resin (POM)	10	145	23.3	30.46	710	38
Threaded hose connectors, double and reducing connectors								38
Performance diagrams								39 - 40

Materials: other materials e. g. PVDF, PP, ... as special types on request



characteristic features:
- can be coupled with type LP-006

special version:
Z14 = self sealing couplings and self sealing adaptors in polypropylene (PP) anthracite (p max. static 3 bar at 20° C)

optional features:
OV = without valve
SI = with additional axial safety lock (outer diameter 29 mm)

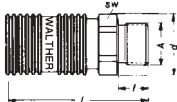
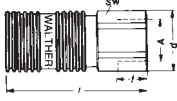
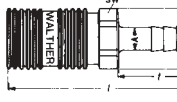
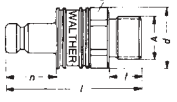

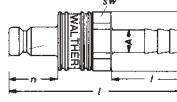
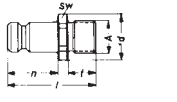
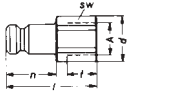
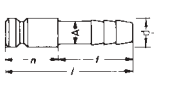
materials:
standard:
50 = polyamide 11/12, grey (PA)

special materials:
other materials as special types on request

seal qualities:
1 = NBR
2 = FKM
4 = EPDM

Please note the technical data on pages 2 - 7, 39 - 40 and the max. working pressures on page 35

Availability: ● Short ◐ Medium ○ Long

	Part No.	Conne- tion A	PA grey						d	SW	l	t	n	weight [g]
Self sealing couplings	 <p>British standard pipe parallel (BSPP) male thread to DIN ISO 228</p>	KL-006-0-WR013-50-	BSPP 1/4"	●					24	22	55,3	12		16
		KL-006-0-WR017-50-	BSPP 3/8"	●					24	22	55,3	12		17
		KL-006-0-WR021-50-	BSPP 1/2"	●					24	22	55,3	12		18
	 <p>British standard pipe parallel (BSPP) female thread to DIN ISO 228</p>	KL-006-0-WR513-50-	BSPP 1/4"	●					24	22	57,3	14		19
		KL-006-0-WR517-50-	BSPP 3/8"	●					24	22	57,3	14		18
	 <p>hose connection</p>	KL-006-0-SL007-50-	7 mm	●					24	22	68,3	25		16
		KL-006-0-SL009-50-	9 mm	●					24	22	73,3	30		17
		KL-006-0-SL011-50-	11 mm	●					24	22	73,3	30		18
		KL-006-0-SL013-50-	13 mm	●					24	22	73,3	30		19
Self sealing adaptors	 <p>British standard pipe parallel (BSPP) male thread to DIN ISO 228</p>	KL-006-2-WR013-50-	BSPP 1/4"	●					24	22	53,5	12	20	10
		KL-006-2-WR017-50-	BSPP 3/8"	●					24	22	53,5	12	20	10
		KL-006-2-WR021-50-	BSPP 1/2"	●					24	22	53,3	12	20	11
	 <p>British standard pipe parallel (BSPP) female thread to DIN ISO 228</p>	KL-006-2-WR513-50-	BSPP 1/4"	●					24	22	55,5	14	20	13
		KL-006-2-WR517-50-	BSPP 3/8"	●					24	22	55,5	14	20	12
	 <p>hose connection</p>	KL-006-2-SL007-50-	7 mm	●					24	22	66,5	25	20	10
		KL-006-2-SL009-50-	9 mm	●					24	22	71,5	30	20	10
		KL-006-2-SL011-50-	11 mm	●					24	22	71,5	30	20	11
		KL-006-2-SL013-50-	13 mm	●					24	22	71,5	30	20	12
Thru type adaptors	 <p>British standard pipe parallel (BSPP) male thread to DIN ISO 228</p>	KL-006-1-WR010-50	BSPP 1/8"	●				16	15	32	7	20	3	
		KL-006-1-WR013-50	BSPP 1/4"	●				20,5	19	35	9	20	4	
		KL-006-1-WR017-50	BSPP 3/8"	●				24	22	38	11	20	6	
	 <p>British standard pipe parallel (BSPP) female thread to DIN ISO 228</p>	KL-006-1-WR510-50	BSPP 1/8"	○				18,5	17	36	13,5	20	4	
		KL-006-1-WR513-50	BSPP 1/4"	●				18,5	17	36	13,5	20	4	
	 <p>hose connection</p>	KL-006-1-SL007-50	7 mm	●					12		46	25	20	3
		KL-006-1-SL009-50	9 mm	●					12		51	30	20	3
		KL-006-1-SL011-50	11 mm	●					16		53	30	20	4
		KL-006-1-SL013-50	13 mm	●					16		53	30	20	5

characteristic features:
- can be coupled with type LP-012

special version:
Z01 = for partial vacuum couplings with O-ring seal

optional features:
OV = without valve
SI = with additional axial safety lock
(outer diameter 44 mm)

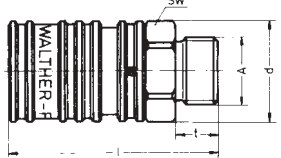
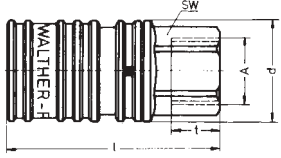
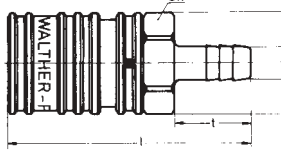
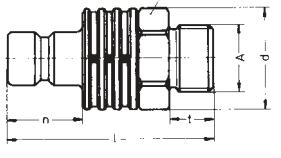
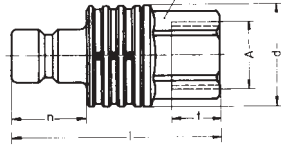
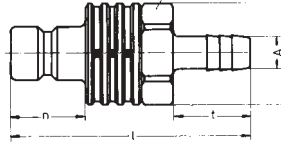
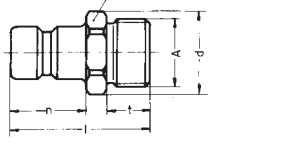
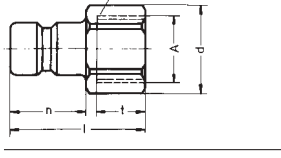
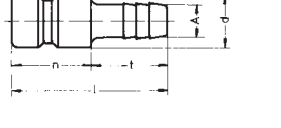
materials:
standard:
40 = polyacetal resin POM, grey

special materials:
other materials as special types
on request

seal qualities:
1 = NBR
2 = FKM
4 = EPDM

Please note the technical data on pages 2 - 7, 39 - 40 and the max. working pressures on page 35

Availability: ● Short ○ Medium ○ Long

	Part No.	Conne- tion A	PA grey						d	SW	l	t	n	weight [g]
Self sealing couplings	 <p>British standard pipe parallel (BSPP) male thread to DIN ISO 228</p>	KL-012-0-WR021-40- KL-012-0-WR026-40-	BSPP 1/2" BSPP 3/4"	● ○					40 40	30 30	88 90	15 17		90 90
		 <p>British standard pipe parallel (BSPP) female thread to DIN ISO 228</p>	KL-012-0-WR521-40- KL-012-0-WR526-40-	BSPP 1/2" BSPP 3/4"	● ○					30 30	82,5 84,5	15 17	17 19	
	 <p>hose tailpiece with hose nozzle</p>		KL-012-0-SL016-40- KL-012-0-SL019-40-	16 mm 19 mm	● ●					40 40	30 30	98 102	35 35	
Self sealing adaptors		 <p>British standard pipe parallel (BSPP) male thread to DIN ISO 228</p>	KL-012-2-WR021-40- KL-012-2-WR026-40-	BSPP 1/2" BSPP 3/4"	● ○				40 40	30 30	86 88	15 17	29,5 29,5	60 60
	 <p>British standard pipe parallel (BSPP) female thread to DIN ISO 228</p>		KL-012-2-WR521-40- KL-012-2-WR526-40-	BSPP 1/2" BSPP 3/4"	● ○				40 40	30 30	82,5 82,5	15 17	29,5 29,5	55 60
		 <p>hose tailpiece with hose nozzle</p>	KL-012-2-SL016-40- KL-012-2-SL019-40-	16 mm 19 mm	● ●				40 40	30 30	96 100	35 35	29,5 29,5	58 62
Thru type adaptors	 <p>British standard pipe parallel (BSPP) male thread to DIN ISO 228</p>		KL-012-1-WR021-40 KL-012-1-WR026-40	BSPP 1/2" BSPP 3/4"	● ○				33,1 33,1	30 30	54,5 56,5	15 17	29,5 29,5	17 23
		 <p>British standard pipe parallel (BSPP) female thread to DIN ISO 228</p>	KL-012-1-WR521-40 KL-012-1-WR526-40	BSPP 1/2" BSPP 3/4"	○ ○				33,1 33,1	30 30	49 51	15 17	29,5 29,5	18 23
	 <p>hose tailpiece with hose nozzle</p>		KL-012-1-SL013-40 KL-012-1-SL016-40 KL-012-1-SL019-40	13 mm 16 mm 19 mm	● ● ○				21 21 25		59,5 69,5 68,5	30 35 35	29,5 29,5 29,5	13 13 18

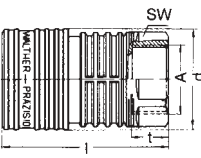
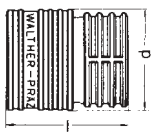
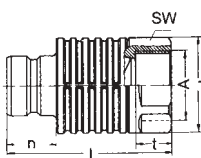
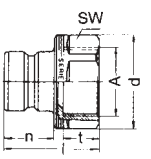
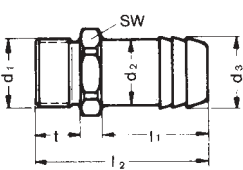
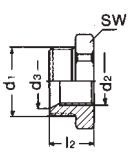
optional features:
OV = without valve

materials:
standard:
40 = polyacetal resin POM, grey
43 = polyacetal resin POM, olive

seal qualities:
1 = NBR
2 = FPM
4 = EPDM

special materials:
other materials as special types
on request

Please note the
technical data on
pages 2 - 7, 39 - 40 and the
max. working pressures
on page 35

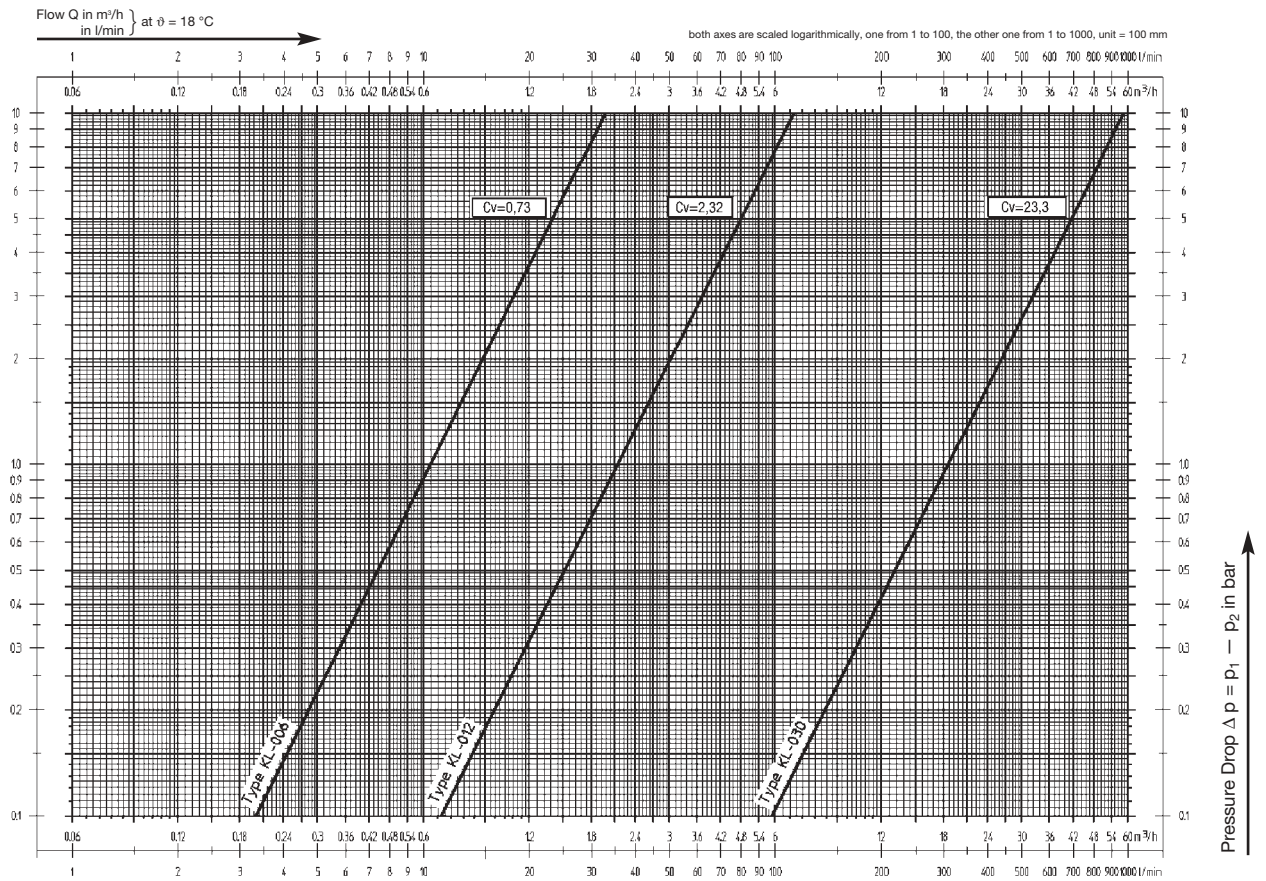
	Part No.	Connection A	POM grey	POM olive	d	SW	l	t	n		Weight [g]
Self sealing couplings 	British standard pipe parallel (BSPP) female thread to DIN ISO 228	KL-030-0-WR548-40- KL-030-0-WR560-40-	BSPP 1 1/2" BSPP 2"	● ○	70 70	60 65	114 116	23,5 26			330 320
	Thru type couplings 	British standard pipe parallel (BSPP) female thread to DIN ISO 228	KL-030-4-WR548-40- KL-030-4-XX002-43-	BSPP 1 1/2" round thread for Vacuflex-hoses	○ ○	70 70		84 84	18 40		
Self sealing adaptors 		British standard pipe parallel (BSPP) female thread to DIN ISO 228	KL-030-2-WR548-40- KL-030-2-WR560-40-	BSPP 1 1/2" BSPP 2"	● ○	66 66	60 60	114 116	23,5 26	35 35	
	Thru type adaptors 	British standard pipe parallel (BSPP) female thread to DIN ISO 228	KL-030-1-WR548-40 KL-030-1-XX003-43	BSPP 1 1/2" i. hexagon AF 36,4 inner cone 0°50'34"	● ○	66 51	60 46	66 44	25 7	35 35	
Threaded hose connectors 			d1		t	d2	d3	l1	l2	SW	n. b.
	5-AN0-0SL-025-WR048-40	BSPP 1 1/2"	●	18	25	27	40	73	50	19	65
	5-AN0-0SL-032-WR048-40	BSPP 1 1/2"	●	18	32	34	44	77	50	22	90
	5-AN0-0SL-038-WR048-40	BSPP 1 1/2"	●	18	38	40	61	94	50	28	95
	5-AN0-0SL-042-WR048-40	BSPP 1 1/2"	●	18	42	45	61	94	50	32	95
Reducing connectors 	5-AN0-0XX-008-WR533-40	BSPP 1 1/2"	●	G 1	38		30,5	60			55

Measurement of flow coefficients C_v according to DIN EN 60534

Flow speeds of 8 m/sec should not be exceeded

1 bar = 14,5 PSI

Both sides self sealing



One side self sealing

