

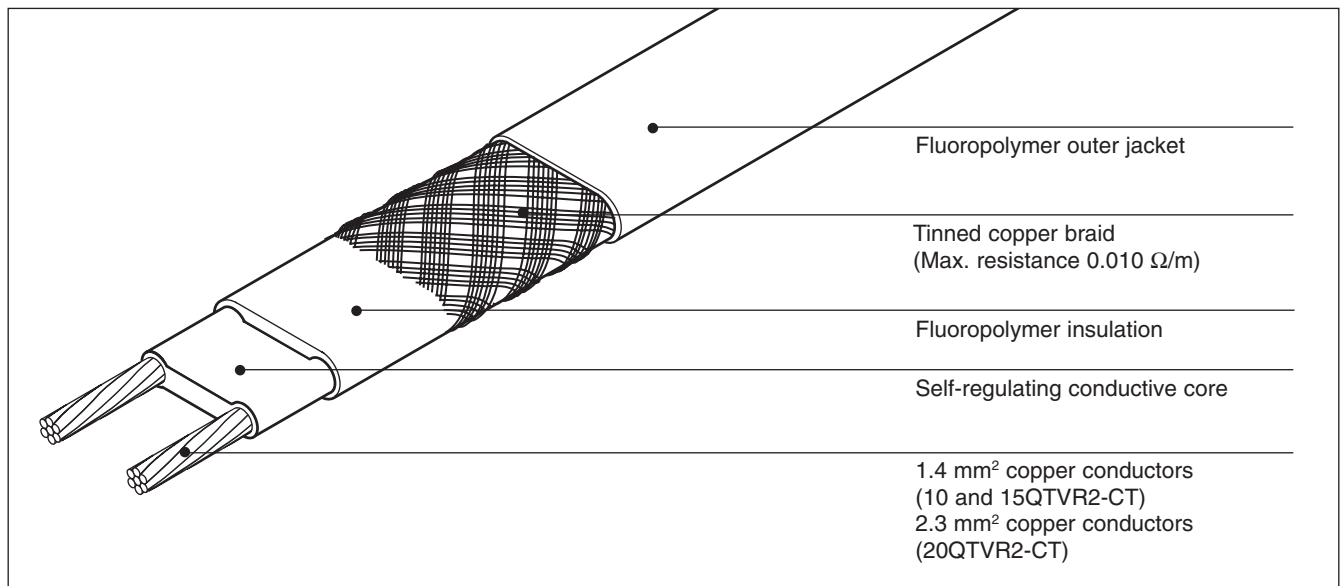
Self-regulating heating cable

Electrical heat-tracing for process temperature maintenance applications up to 110°C which are not subject to steam cleaning.

The QTVR family of self-regulating, parallel circuit heating cables is used for process temperature maintenance of pipes and vessels.

It can also be used for frost protection of large pipes and for applications requiring medium temperature exposure capability.

Heating cable construction




Application


Area classification	Hazardous, Zone 1, Zone 2 (Gas), Zone 21, Zone 22 (Dust) Ordinary
Traced surface type	Carbon steel Stainless steel Painted or unpainted metal
Chemical resistance	Organics and corrosives For aggressive organics and corrosives consult your local Tyco Thermal Controls Representative

Supply voltage 230 Vac (Contact your local Tyco Thermal Controls Representative for data on other voltages)

Approvals

The QTVR heating cables are approved for use in hazardous areas by PTB and Baseefa 2001 Ltd.

PTB 98 ATEX 1103 X
 II 2 G/D EEx e(m) II T4 IP66 T130°C

BAS98ATEX2337X
 II 2 GD EEx e II T4

The QTVR heating cables are approved by DNV for use on ships and mobile off shore units. DNV Certificate No. E-6967
They are also VDE approved.

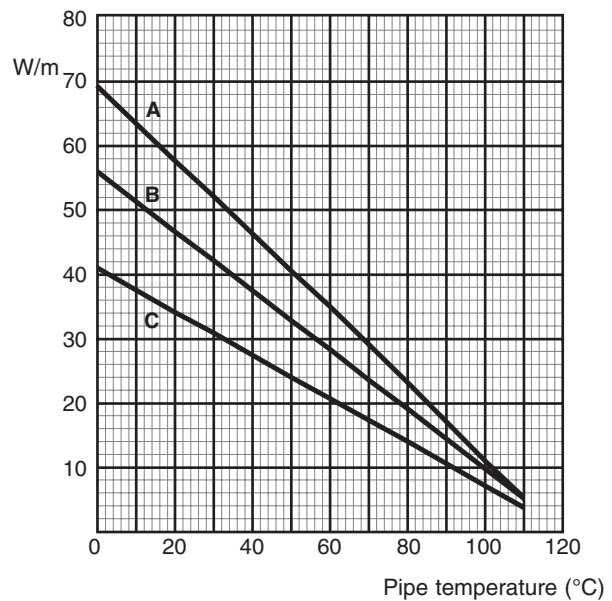
Specifications

Maximum exposure temperature (Continuous power on)	110°C
Temperature classification	T4 in accordance with European Standard EN 50 014
Minimum installation temperature	-60°C
Minimum bend radius	at 20°C: 13 mm at -60°C: 35 mm

Thermal output rating

Nominal power output at 230 Vac on insulated steel pipes

- A 20QTVR2-CT
- B 15QTVR2-CT
- C 10QTVR2-CT



	10QTVR2-CT	15QTVR2-CT	20QTVR2-CT
Nominal power output (W/m at 10°C)	38	51	64

Product dimensions (nominal) and weight

	10QTVR2-CT	15QTVR2-CT	20QTVR2-CT
Thickness (mm)	4.5	4.5	5.1
Width (mm)	11.8	11.8	14.0
Weight (g/m)	126	126	180

Maximum circuit length based on type 'C' circuit breakers according to EN 60898

Electrical protection sizing	Start-up temperature	Maximum heating cable length per circuit (m)		
		10QTVR2-CT	15QTVR2-CT	20QTVR2-CT
25A	-20°C	95	75	60
	+10°C	115	95	75
32A	-20°C	115	100	75
	+10°C	115	100	95
40A	-20°C	115	100	95
	+10°C	115	100	115

The above numbers are for circuit length estimation only. For more detailed information please use the Tyco Thermal Controls TraceCalc software or contact your local Tyco Thermal Controls representative. Tyco Thermal Controls requires the use of a 30 mA residual current device to provide maximum safety and protection from fire. Where design results in a higher leakage current, a maximum 300 mA residual current device may be used. All safety aspects need to be proven.

Ordering details

Part description	10QTVR2-CT	15QTVR2-CT	20QTVR2-CT
Part No.	391991-000	040615-000	988967-000

Components

Tyco Thermal Controls offers a full range of components for power connections, splices and end seals. These components must be used to ensure proper functioning of the product and compliance with electrical requirements.