

High-pressure submersible pumps with 4" and 5" diameter for clear water

H 802–H 818

Application

HOMA high-pressure submersible pumps are suitable for pumping clear water with high pressure, even from boreholes or narrow wells. They are used for domestic water supply, irrigation, garden watering from cisterns or similar, in fountain displays, watering place, heat pumps, ground water drainage and so on.

In combination with the electronic control panel HPS 2 or with a pressure tank, pressure switch and an electrical control panel the pumps can operate automatically (see accessories).

Installation: The pumps operate in vertical or horizontal position. For vertical operation in a well the pump must be suspended on a rope.

Pumped liquid: Clear water.

Max. temperature of the liquid: 35°C.

Operation: permanent (S1)

Design

Fully submersible drainage pump consisting of:

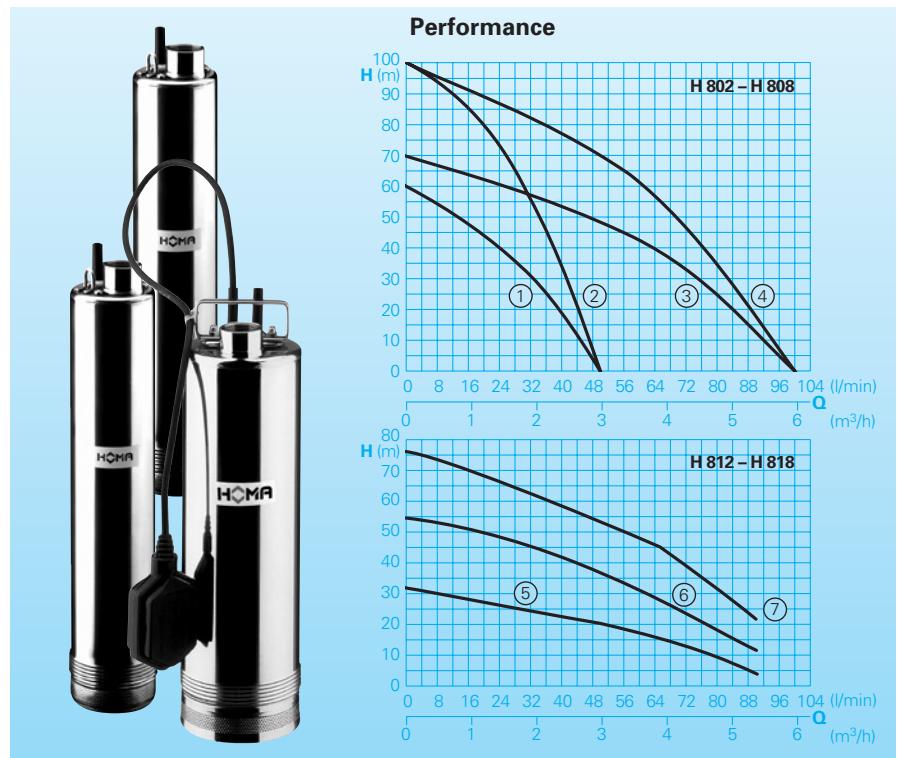
Pump: Multistage centrifugal pump with vertical discharge.

Impeller: Closed multi-channel impellers, spherical clearance 1,5 mm. Wear rings made of stainless steel.

Motor: Fully submersible, pressure tight electric motor, oil-filled. Insulation class F. Motor protection IP 68. Thermal sensors imbedded in the motor winding.

Shaft/bearings: Large diameter stainless steel rotor shaft, pre-lubricated bearings.

Seals: Double shaft seal with mechanical seal and additional shaft seal ring.



Technical Data

Curve No.	Pump type	Motor-input P1 (kW)	Motor-output P2 (kW)	Nominal current (A)	Weight (kg)	Cable type
①	H 802 W	0,85	0,5	5,0	12	H07RN-F4G1
②	H 804 W	1,1	0,75	6,0	13	H07RN-F4G1
③	H 806 W	1,1	0,75	6,0	13	H07RN-F4G1
④	H 808 W	1,6	1,1	8,0	15	H07RN-F4G1
⑤	H 812 WA	1,0	0,6	4,0	12	H07RN-F3G1
⑥	H 816 WA	1,4	0,9	6,0	13	H07RN-F4G1
⑦	H 818 WA	1,8	1,2	8,0	15	H07RN-F3G1

Voltage: 230-240 V / 1 Ph

Speed: 2900 rpm

Model WA: With automatic level control HOMA-Nivomatik.

Materials:

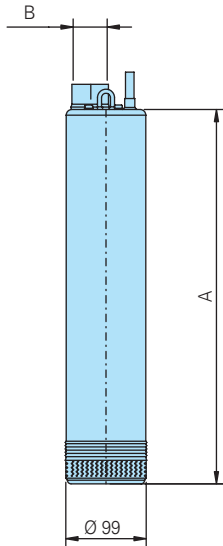
Pump housing, motor housing, rotor shaft, Suction sieve	Stainless steel
Impeller	Glass-fibre reinforced synthetic material (composite)
Mechanical seal	Carbone graphite/ aluminium
Elastomere	Perbonane

Equipment supplied

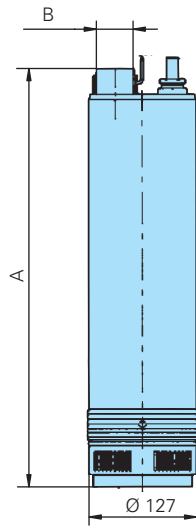
H804, H806, H808:
Pump with 20 m of cable, control box with capacitor, overload protection and plug.
H802, H812, H816, H818:
Pump with 20 m of cable and plug.

Dimensions

H 802 – H 808 W



H 812 WA – H 818 WA

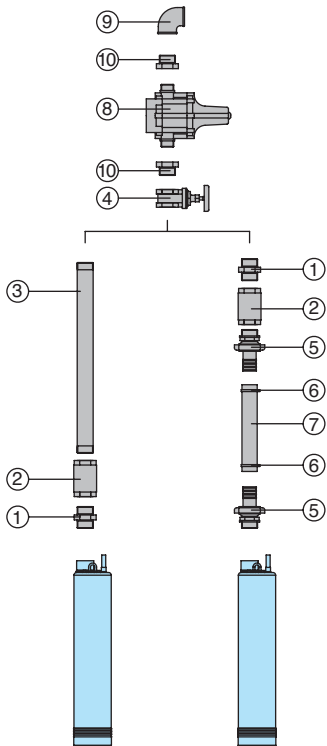


Pump type	A	B
H 802 W	470	BSP 1" F
H 804 W	600	BSP 1 1/4" F
H 806 W	520	BSP 1 1/4" F
H 808 W	630	BSP 1 1/4" F

Pump type	A	B
H 812 WA	470	BSP 1 1/4" F
H 816 WA	540	BSP 1 1/4" F
H 818 WA	620	BSP 1 1/4" F

all dimensions in mm

Accessories



Part Description	Dimension	Part. No.
① Galvanized double nipple	BSP 1 1/4" M	2009011
② Brass non-return valve	BSP 1 1/4" F	2009027
③ Thread pipe	BSP 1 1/4" F	2100153
④ Bronze gate valve	BSP 1 1/4" F	2216012
⑤ Brass STA-hose coupling	BSP 1 1/4" M	2001413
⑥ Hose band	1 1/4"	2303252
⑦ Reinforced hose, pressure resistant up to 7 bar, per m	1 1/4" Ø	2632030

Part Description	Dimension	Part. No.
⑧ HPS 2 electronic pump control box with dry-run protection	BSP 1" M	1468560
⑨ 90° galvanized elbow	BSP 1 1/4" F/M BSP 1 1/4" F	2111405 2113604
⑩ Brass reduction piece	BSP 1 1/4" M x BSP 1" F	2109400
○ Diaphragm pressure tank with pressure switch and control box dry-run protection		On request

HOMA
P U M P T E C H N O L O G Y

HOMA Pumpenfabrik GmbH
P.O.Box 22 63, D-53814 Neunk.-Seelscheid
Tel. +49 (0) 22 47/702-0, Fax +49 (0) 22 47/702-44
e-mail: info@homa-pumpen.de
www.homapumps.com