LATERAL EXPANSION JOINTS WITH WELDING ENDS AND TIE RODS

LA1ST / ID no. 73

PN 6

Weblink: 13204

DN	MOVEMENT	LENGTH	ID no.	WIDTH	WELDING ENDS		ADJUSTING FORCES			WEIGHT
Nominal diameter	LA 2λN mm	Built-in length Lo mm		Max. width approx. B mm	Outside diameter D mm	Wall thickness s mm	Cλ N/mm	Cp N/mm bar	Cr N/bar	kg
50	16	355	73.107.10	145	60,3	2,9	26	0	5	3,4
50	43	455	73.107.20	145	60,3	2,9	7,5	0	3,7	4,0
65	12	335	73.108.10	155	76,1	2,9	51	0	8,9	3,1
65	32	400	73.108.20	155	76,1	2,9	18	0	7,1	3,8
80	6	305	73.109.10	185	88,9	3,2	230	0	18	4,8
80	15	350	73.109.20	185	88,9	3,2	45	0	15	5,0
80	33	415	73.109.30	185	88,9	3,2	26	0	12	6,1
100	6	315	73.110.10	215	114,3	3,6	297	0	28	6,2
100	16	355	73.110.20	215	114,3	3,6	91	0	23	6,5
100	39	445	73.110.30	215	114,3	3,6	39	0	18	9,0
125	5	315	73.111.10	245	139,7	4	481	0	39	8,5
125	16	365	73.111.20	245	139,7	4	104	0	32	9,5
125	40	470	73.111.30	245	139,7	4	48	0	24	12,6
150	6	335	73.112.10	290	168,3	4,5	540	0	65	10,5
150	21	420	73.112.20	290	168,3	4,5	134	0	49	13,0
150	50	525	73.112.30	290	168,3	4,5	58	0	37	17,5
200	7	350	73.114.10	345	219,1	6,3	476	0	100	16,8
200	22	435	73.114.20	345	219,1	6,3	151	0	77	19,8
200	39	485	73.114.30	345	219,1	6,3	117	0	67	24,0
250	5	370	73.115.10	405	273	6,3	973	0	140	27,0
250	19	455	73.115.20	405	273	6,3	256	0	111	30,2
250	33	545	73.115.30	405	273	6,3	141	0	89	36,4
300	5	410	73.116.10	460	323,9	7,1	1810	0	174	55,8
300	12	455	73.116.20	460	323,9	7,1	458	0	154	56,7
300	24	515	73.116.30	460	323,9	7,1	294	0	135	62,0
350	5	400	73.117.10	500	355,6	6,3	2190	0	213	52,0
350	11	445	73.117.20	500	355,6	6,3	544	0	189	54,9
350	25	540	73.117.30	500	355,6	6,3	280	0	152	63,7

Design code: EN 14917
Temperature: Calculated at 20°C (EN 1333)
Minimum fatigue life: 1000 cycles

B022016-1 – Subject to alterations and eventual misprints

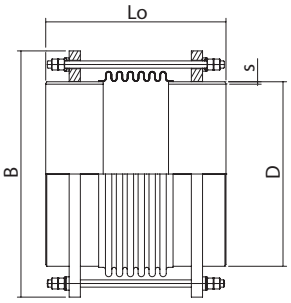

DN	MOVEMENT	LENGTH	ID no.	WIDTH	WELDING ENDS		ADJUSTING FORCES			WEIGHT
Nominal diameter	LA 2λN mm	Built-in length Lo mm		Max. width approx. B mm	Outside diameter D mm	Wall thickness s mm	Cλ N/mm	Cp N/mm bar	Cr N/bar	kg
400	7	460	73.118.10	575	406,4	6,3	1270	0	284	69,7
400	17	525	73.118.20	575	406,4	6,3	444	0	247	75,8
400	38	665	73.118.30	575	406,4	6,3	242	0	189	91,4
450	5	455	73.119.10	630	457	6,3	3270	0	364	91,6
450	12	510	73.119.20	630	457	6,3	803	0	323	94,7
450	31	630	73.119.30	630	457	6,3	364	0	254	109
500	5	465	73.120.10	685	508	6,3	3760	0	439	104
500	16	560	73.120.20	685	508	6,3	616	0	358	108
500	33	660	73.120.30	685	508	6,3	404	0	298	129

Please refer to WebLink 13204 or the QR code to access online tools and online inquiry/order form and more information about: **Primer, connection ends, inner sleeve, cover etc.**

LATERAL EXPANSION JOINTS WITH WELDING ENDS AND TIE RODS

LA1ST / ID no. 73

PN 10

Weblink: 13204

DN	MOVEMENT	LENGTH	ID no.	WIDTH	WELDING ENDS		ADJUSTING FORCES			WEIGHT
Nominal diameter	LA 2λN mm	Built-in length Lo mm		Max. width approx. B mm	Outside diameter D mm	Wall thickness s mm	Cλ N/mm	Cp N/mm bar	Cr N/bar	kg
50	10	335	73.157.10	145	60,3	2,9	53	0	5,5	3,4
50	25	405	73.157.20	145	60,3	2,9	18	0	4,3	4,0
65	9	325	73.158.10	155	76,1	2,9	83	0	9,1	3,2
65	21	390	73.158.20	155	76,1	2,9	29	0	7,2	3,7
80	6	310	73.159.10	185	88,9	3,2	210	0	17	4,8
80	26	385	73.159.20	185	88,9	3,2	63	0	13	6,1
80	26	415	73.159.30	185	88,9	3,2	42	0	12	6,1
100	6	320	73.160.10	215	114,3	3,6	420	0	26	6,5
100	12	355	73.160.20	215	114,3	3,6	126	0	23	6,8
100	30	445	73.160.30	215	114,3	3,6	61	0	17	9,0
125	4	315	73.161.10	245	139,7	4	564	0	39	8,2
125	11	355	73.161.20	245	139,7	4	185	0	33	9,1
125	25	430	73.161.30	245	139,7	4	98	0	26	11,9
150	3	330	73.162.10	295	168,3	4,5	2180	0	65	13,2
150	15	415	73.162.20	295	168,3	4,5	189	0	50	14,7
150	31	510	73.162.30	295	168,3	4,5	101	0	38	16,5
200	4	380	73.164.10	365	219,1	6,3	2250	0	106	25,7
200	12	425	73.164.20	365	219,1	6,3	382	0	96	26,3
200	24	490	73.164.30	365	219,1	6,3	222	0	80	31,5
250	3	360	73.165.10	405	273	6,3	4020	0	146	27,7
250	10	405	73.165.20	405	273	6,3	663	0	129	29,2
250	23	490	73.165.30	405	273	6,3	310	0	101	37,1
300	3	400	73.166.10	460	323,9	7,1	5060	0	180	57,0
300	14	485	73.166.20	460	323,9	7,1	580	0	144	60,5
300	26	555	73.166.30	460	323,9	7,1	388	0	124	70,1
350	3	400	73.167.10	505	355,6	6,3	6150	0	214	64,5
350	10	450	73.167.20	505	355,6	6,3	1190	0	190	69,7
350	19	525	73.167.30	505	355,6	6,3	532	0	156	75,3

Design code: EN 14917
Temperature: Calculated at 20°C (EN 1333)
Minimum fatigue life: 1000 cycles

B022016-1 – Subject to alterations and eventual misprints

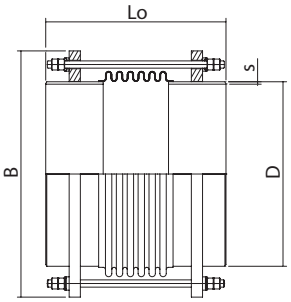

DN	MOVEMENT	LENGTH	ID no.	WIDTH	WELDING ENDS		ADJUSTING FORCES			WEIGHT
Nominal diameter	LA 2λN mm	Built-in length Lo mm		Max. width approx. B mm	Outside diameter D mm	Wall thickness s mm	Cλ N/mm	Cp N/mm bar	Cr N/bar	kg
400	3	430	73.168.10	575	406,4	6,3	11100	0	308	93,3
400	15	550	73.168.20	575	406,4	6,3	710	0	235	99,3
400	27	615	73.168.30	575	406,4	6,3	531	0	206	112
450	6	470	73.169.10	625	457	8,8	3920	0	347	117
450	14	535	73.169.20	625	457	8,8	1290	0	305	126
450	32	665	73.169.30	625	457	8,8	558	0	239	150
500	2	460	73.170.10	695	508	8,8	29800	0	501	141
500	10	540	73.170.20	695	508	8,8	2640	0	426	151
500	25	655	73.170.30	695	508	8,8	808	0	347	166

Please refer to WebLink 13204 or the QR code to access online tools and online inquiry/order form and more information about: **Primer, connection ends, inner sleeve, cover etc.**

LATERAL EXPANSION JOINTS WITH WELDING ENDS AND TIE RODS

LA1ST / ID no. 73

PN 16

Weblink: 13204

DN	MOVEMENT	LENGTH	ID no.	WIDTH	WELDING ENDS		ADJUSTING FORCES			WEIGHT
Nominal diameter	LA 2λN mm	Built-in length Lo mm		Max. width approx. B mm	Outside diameter D mm	Wall thickness s mm	Cλ N/mm	Cp N/mm bar	Cr N/bar	kg
50	9	335	73.207.10	145	60,3	2,9	57	0	5,5	3,4
50	25	415	73.207.20	145	60,3	2,9	26	0	4	4,2
65	8	325	73.208.10	155	76,1	2,9	91	0	9,1	3,2
65	24	400	73.208.20	155	76,1	2,9	43	0	7	4,1
80	5	310	73.209.10	185	88,9	3,2	238	0	17	4,8
80	19	385	73.209.20	185	88,9	3,2	82	0	13	6,1
100	6	320	73.210.10	215	114,3	3,6	420	0	26	6,5
100	13	365	73.210.20	215	114,3	3,6	187	0	22	7,6
125	2	305	73.211.10	245	139,7	4	2030	0	40	8,6
125	9	345	73.211.20	245	139,7	4	365	0	35	9,3
125	14	380	73.211.30	245	139,7	4	224	0	31	11,2
150	3	335	73.212.10	295	168,3	4,5	2900	0	64	13,9
150	7	365	73.212.20	295	168,3	4,5	659	0	59	13,9
150	17	425	73.212.30	295	168,3	4,5	279	0	48	17,3
200	3	365	73.214.10	365	219,1	6,3	5540	0	112	26,5
200	11	430	73.214.20	365	219,1	6,3	571	0	93	28,4
200	24	520	73.214.30	365	219,1	6,3	298	0	73	35,3
250	4	405	73.215.10	415	273	6,3	2720	0	149	57,3
250	10	440	73.215.20	415	273	6,3	931	0	137	60,4
250	22	550	73.215.30	415	273	6,3	424	0	105	69,1
300	2	415	73.216.10	470	323,9	7,1	15200	0	202	70,8
300	8	470	73.216.20	470	323,9	7,1	1960	0	177	75,4
300	18	570	73.216.30	470	323,9	7,1	640	0	142	81,3
350	3	435	73.217.10	520	355,6	8	8270	0	228	85,9
350	7	470	73.217.20	520	355,6	8	2630	0	211	92,5
350	17	565	73.217.30	520	355,6	8	801	0	172	105
400	4	505	73.218.10	585	406,4	8,8	7980	0	295	142
400	10	570	73.218.20	585	406,4	8,8	1820	0	258	145
400	15	595	73.218.30	585	406,4	8,8	1220	0	249	153

Design code: EN 14917
Temperature: Calculated at 20°C (EN 1333)
Minimum fatigue life: 1000 cycles

B022016-1 – Subject to alterations and eventual misprints

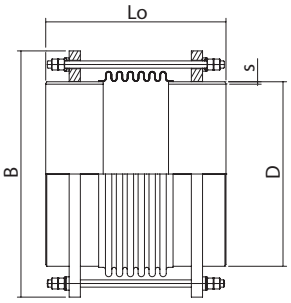

DN	MOVEMENT	LENGTH	ID no.	WIDTH	WELDING ENDS		ADJUSTING FORCES			WEIGHT
Nominal diameter	LA 2λN mm	Built-in length Lo mm		Max. width approx. B mm	Outside diameter D mm	Wall thickness s mm	Cλ N/mm	Cp N/mm bar	Cr N/bar	kg
450	3	505	73.219.10	645	457	8,8	12700	0	367	162
450	9	570	73.219.20	645	457	8,8	2510	0	323	166
450	14	595	73.219.30	645	457	8,8	1600	0	311	174

Please refer to WebLink 13204 or the QR code to access online tools and online inquiry/order form and more information about: **Primer, connection ends, inner sleeve, cover etc.**

LATERAL EXPANSION JOINTS WITH WELDING ENDS AND TIE RODS

LA1ST / ID no. 73

PN 25

Weblink: 13204

DN	MOVEMENT	LENGTH	ID no.	WIDTH	WELDING ENDS		ADJUSTING FORCES			WEIGHT
Nominal diameter	LA 2λN mm	Built-in length Lo mm		Max. width approx. B mm	Outside diameter D mm	Wall thickness s mm	Cλ N/mm	Cp N/mm bar	Cr N/bar	kg
50	6	325	73.257.10	145	60,3	4	94	0	5,6	3,7
50	16	380	73.257.20	145	60,3	4	52	0	4,5	4,2
65	6	325	73.258.10	155	76,1	4	133	0	8,7	3,7
65	21	415	73.258.20	155	76,1	4	59	0	6,3	4,9
80	5	310	73.259.10	185	88,9	4	374	0	17	5,4
80	12	360	73.259.20	185	88,9	4	156	0	14	6,3
100	4	330	73.260.10	235	114,3	4	1090	0	31	9,9
100	10	385	73.260.20	235	114,3	4	268	0	25	10,4
125	5	365	73.261.10	260	139,7	4	759	0	40	22,5
125	12	405	73.261.20	260	139,7	4	362	0	35	24,9
150	3	375	73.262.10	310	168,3	4,5	3780	0	66	36,6
150	12	450	73.262.20	310	168,3	4,5	487	0	53	39,6
200	3	380	73.264.10	360	219,1	6,3	6730	0	105	47,9
200	9	430	73.264.20	360	219,1	6,3	999	0	92	50,5
250	2	380	73.265.10	415	273	7,1	14500	0	158	60,1
250	7	435	73.265.20	415	273	7,1	1890	0	137	63,3
250	13	495	73.265.30	415	273	7,1	883	0	119	68,2
300	3	490	73.266.10	485	323,9	8	9180	0	189	105
300	7	540	73.266.20	485	323,9	8	2260	0	171	108
300	11	565	73.266.30	485	323,9	8	1420	0	166	113
350	2	490	73.267.10	530	355,6	8	15200	0	226	120
350	6	540	73.267.20	530	355,6	8	3160	0	204	123
350	10	565	73.267.30	530	355,6	8	1890	0	198	129

Design code: EN 14917
Temperature: Calculated at 20°C (EN 1333)
Minimum fatigue life: 1000 cycles

B022016-1 – Subject to alterations and eventual misprints

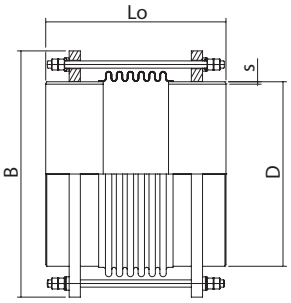

DN	MOVEMENT	LENGTH	ID no.	WIDTH	WELDING ENDS		ADJUSTING FORCES			WEIGHT
Nominal diameter	LA 2λN mm	Built-in length Lo mm		Max. width approx. B mm	Outside diameter D mm	Wall thickness s mm	Cλ N/mm	Cp N/mm bar	Cr N/bar	kg

This page is intentionally left blank

Please refer to WebLink 13204 or the QR code to access online tools and online inquiry/order form and more information about: **Primer, connection ends, inner sleeve, cover etc.**

LATERAL EXPANSION JOINTS WITH WELDING ENDS AND TIE RODS

LA1ST / ID no. 73

PN 40

Weblink: 13204

DN	MOVEMENT	LENGTH	ID no.	WIDTH	WELDING ENDS		ADJUSTING FORCES			WEIGHT
Nominal diameter	LA 2λN mm	Built-in length Lo mm		Max. width approx. B mm	Outside diameter D mm	Wall thickness s mm	Cλ N/mm	Cp N/mm bar	Cr N/bar	kg
50	6	320	73.307.10	145	60,3	4	180	0	5,7	3,7
50	10	360	73.307.20	145	60,3	4	104	0	5,2	4,0
65	6	355	73.308.10	175	76,1	4	217	0	9,7	6,4
65	13	405	73.308.20	175	76,1	4	137	0	8,9	7,2
80	5	335	73.309.10	210	88,9	4	539	0	18	13,9
80	10	370	73.309.20	210	88,9	4	325	0	18	15,0
100	5	355	73.310.10	235	114,3	4	653	0	29	9,9
100	10	395	73.310.20	235	114,3	4	434	0	27	11,2
125	5	370	73.311.10	260	139,7	4	1090	0	38	22,2
125	9	405	73.311.20	260	139,7	4	580	0	36	23,6
150	6	415	73.312.10	310	168,3	4,5	1460	0	57	37,3
150	12	480	73.312.20	310	168,3	4,5	630	0	52	40,1
200	7	490	73.314.10	375	219,1	6,3	1940	0	89	69,0
200	10	525	73.314.20	375	219,1	6,3	1090	0	88	70,9
250	6	490	73.315.10	435	273	7,1	3170	0	136	88,3
250	12	555	73.315.20	435	273	7,1	1330	0	127	94,7

Design code: EN 14917
Temperature: Calculated at 20°C (EN 1333)
Minimum fatigue life: 1000 cycles

B022016-1 – Subject to alterations and eventual misprints

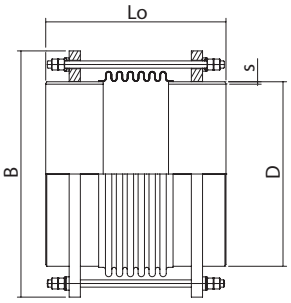

DN	MOVEMENT	LENGTH	ID no.	WIDTH	WELDING ENDS		ADJUSTING FORCES			WEIGHT
Nominal diameter	LA 2λN mm	Built-in length Lo mm		Max. width approx. B mm	Outside diameter D mm	Wall thickness s mm	Cλ N/mm	Cp N/mm bar	Cr N/bar	kg

This page is intentionally left blank

Please refer to WebLink 13204 or the QR code to access online tools and online inquiry/order form and more information about: **Primer, connection ends, inner sleeve, cover etc.**

LATERAL EXPANSION JOINTS WITH WELDING ENDS AND TIE RODS

LA1ST / ID no. 73

PN 63

Weblink: 13204

DN	MOVEMENT	LENGTH	ID no.	WIDTH	WELDING ENDS		ADJUSTING FORCES			WEIGHT
Nominal diameter	LA 2λN mm	Built-in length Lo mm		Max. width approx. B mm	Outside diameter D mm	Wall thickness s mm	Cλ N/mm	Cp N/mm bar	Cr N/bar	kg
50	1	295	73.357.10	145	60,3	4	2530	0	6,2	3,8
50	5	335	73.357.20	145	60,3	4	339	0	6,1	4,0
65	2	325	73.358.10	175	76,1	4	1900	0	12	6,4
65	5	365	73.358.20	175	76,1	4	467	0	10	6,6
80	2	315	73.359.10	210	88,9	4	2940	0	20	13,7
80	6	355	73.359.20	210	88,9	4	553	0	19	14,2
100	1	330	73.360.10	230	114,3	5	8980	0	29	19,0
100	5	380	73.360.20	230	114,3	5	909	0	27	19,3
125	1	365	73.361.10	275	139,7	6,3	13000	0	45	32,5
125	6	435	73.361.20	275	139,7	6,3	991	0	40	33,6
150	2	425	73.362.10	320	168,3	6,3	12100	0	61	49,1
150	7	480	73.362.20	320	168,3	6,3	1590	0	59	51,5
200	1	440	73.364.10	380	219,1	8	44300	0	99	86,1
200	6	520	73.364.20	380	219,1	8	3260	0	89	90,2

Design code: EN 14917
Temperature: Calculated at 20°C (EN 1333)
Minimum fatigue life: 1000 cycles

B022016-1 – Subject to alterations and eventual misprints

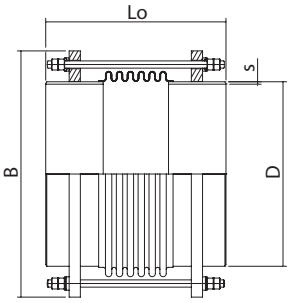

DN	MOVEMENT	LENGTH	ID no.	WIDTH	WELDING ENDS		ADJUSTING FORCES			WEIGHT
Nominal diameter	LA 2λN mm	Built-in length Lo mm		Max. width approx. B mm	Outside diameter D mm	Wall thickness s mm	Cλ N/mm	Cp N/mm bar	Cr N/bar	kg

This page is intentionally left blank

Please refer to WebLink 13204 or the QR code to access online tools and online inquiry/order form and more information about: **Primer, connection ends, inner sleeve, cover etc.**